

Maren Duvendack
Philip Mader

Impact of financial inclusion in low- and middle-income countries

A systematic review of reviews

March 2019

Systematic
Review 42

Finance

About 3ie

The International Initiative for Impact Evaluation (3ie) is an international grant-making NGO promoting evidence-informed development policies and programmes. We are the global leader in funding, producing and synthesising high-quality evidence of what works, for whom, how, why and at what cost. We believe that using better and policy-relevant evidence helps to make development more effective and improve people's lives.

3ie systematic reviews

3ie systematic reviews appraise and synthesise the available high-quality evidence on the effectiveness of social and economic development interventions in low- and middle-income countries. These reviews follow scientifically recognised review methods, and are peer-reviewed and quality assured according to internationally accepted standards. 3ie is providing leadership in demonstrating rigorous and innovative review methodologies, such as using theory-based approaches suited to inform policy and programming in the dynamic contexts and challenges of low- and middle-income countries.

About this review

This review is available on the [3ie website](#). 3ie is publishing this technical report as received from the authors; it has been formatted to 3ie style, however the tables and figures have not been reformatted. This review has also been published in the Campbell Collaboration Library and is available [here](#).

All content is the sole responsibility of the authors and does not represent the opinions of 3ie, its donors or its board of commissioners. Any errors are also the sole responsibility of the authors. Comments or queries should be directed to the corresponding author, Maren Duvendack at m.duvendack@uea.ac.uk

Funding for this systematic review was provided by 3ie's donors, which include UK aid, the Bill & Melinda Gates Foundation, Hewlett Foundation and 16 other 3ie members that provide institutional support.

Suggested citation: Duvendack, M and Mader, P, 2019. *Impact of financial inclusion in low- and middle-income countries: a systematic review of reviews*. 3ie Systematic Review 42. London: International Initiative for Impact Evaluation (3ie). Available at: doi: <https://doi.org/10.23846/SR00042>

3ie systematic review executive editors: Beryl Leach and Hugh Waddington

Production manager: Sahib Singh

Assistant production manager: Akarsh Gupta

Cover design: Akarsh Gupta

Impact of financial inclusion in low- and middle-income countries: a systematic review of reviews

Maren Duvendack
University of East Anglia

Philip Mader
Institute of Development Studies

3ie Systematic Review 42

March 2019



Acknowledgments

Thanks to 3ie, The International Initiative for Impact Evaluation for providing funding for the project.

Conflict of interest statement

MD was lead author on one systematic review (Duvendack et al. 2011) and contributing author on one (Vaessen et al. 2014). PM conducted an overview of (only most recent) financial inclusion impact evidence in early 2017 for a consultancy (unpublished).

Executive summary

Background

Around Financial inclusion is presently one of the most widely recognised areas of activity in international development. Financial inclusion initiatives have built upon donors' experience with microfinance, but have displaced and superseded microfinance interventions in recent years with a more encompassing agenda of financial services for poverty alleviation and development. With financial inclusion, policymakers and donors hope that access to financial services (including credit, savings, insurance and money transfers) provided by a variety of financial service providers, of which microfinance institutions (MFIs) are a subset, will allow poor and low-income households in low- and middle income countries to enhance their welfare, grasp opportunities, mitigate shocks, and ultimately escape poverty. Another hope is that increased access to financial services will advance macroeconomic development, which is also expected to benefit poor/low-income households. More recently, some donors have suggested behavioural changes (such as household spending decisions) to be desired outcomes of access to financial services, as well. Unlike most previous systematic reviews, which focused on microfinance interventions (or sub-sets thereof), we explicitly adopt a broader scope to review any available systematic review and or meta-analysis evidence on financial inclusion as a whole field.

Systematic reviews and meta-analyses (in short: meta-studies) have sought to clarify the impacts from financial inclusion on poor people in low- and middle-income countries, based on an array of different underlying studies which include quantitative and qualitative work based on long-term and short-term data. The bulk of these meta-studies have focused on microfinance, and many specifically on microcredit. The very different quality and approaches of these meta-studies, and of the studies underlying them, however, pose a major challenge for policymakers, programme managers and practitioners in assessing the benefits and drawbacks of finance-based approaches to poverty alleviation. Increasingly there is confusion about the impacts, and a risk of "cherry picking" among different findings. Further, many meta-studies are not taking into account what is missing from their primary studies, which would affect an understanding of the evidence, for example when not analysing or reporting gendered impacts. More recently, primary studies have also sought to understand the impacts of financial inclusion initiatives more broadly, but the systematic review evidence has not yet progressed as far as for microfinance.

Objectives

The objective of this systematic review of reviews is to systematically collect and appraise the existing meta-studies of financial inclusion impacts, analyse the strength of the methods used, synthesise the findings from those meta-studies, and report implications for policy, programming, practice and further research.

Systematic reviews of reviews are undertaken in other sectors for which evidence is widely available, but they are non-existent in international development. This systematic review of reviews thus provides the opportunity to develop and pilot an evidence synthesis approach in a sector where there is a large body of evidence of variable

quality, but a systematic appraisal and synthesis of the body of systematic reviews and meta-analyses is lacking.

This study critically engages with approaches to systematic reviews of reviews with a view to further developing systematic review of review methods, and it aims to answer the following questions to gain better clarity about financial inclusion impacts:

- Impacts:
 - What is known from existing meta-studies about the (social, economic, and behavioural) poverty impacts of different types of inclusive financial services (e.g. credit, savings, insurance, money transfers), regardless of provider, on poor and low-income people in low- and middle income countries? This includes poverty impacts through macroeconomic development, to the extent that it results from financial inclusion.
 - What is known from existing meta-studies about the gendered impacts of different types of financial inclusion activity (e.g. credit, savings, insurance, money transfers) – in other words, what does the evidence tell us about how gendered participation affects interventions' effects, and about whether or not (and in what ways) financial services empower women in low- and middle income countries?
 - What is known from existing meta-studies about the reasons for financial services uptake, or other participant views about the financial services on offer?
- Methodology:
 - Including using a gender and equity lens, what methods and standards have meta-studies used to draw conclusions from the studies they reviewed?
 - What difference does the choice of methods and standards make to the results?

How could the methods and standards be improved in order to draw more robust and reliable conclusions via meta-studies?

Search methods

We adopt a multi-pronged search strategy that explored 7 bibliographic databases to identify published literature, plus a wide range of institutional websites for published and unpublished literature, and back-referencing from recent systematic reviews to ensure additional sources were identified. In addition, a snowballing approach was adopted and an advisory board plus leading authors working on financial inclusion topics were consulted to ensure that no key studies were missed. We also ran citation searches on included systematic reviews and meta-analyses in Google Scholar, Scopus and Web of Science to identify more recent systematic reviews or meta-analyses not retrieved in the database searches. No restrictions were placed on the language of papers but all searches were limited to 2010 onwards.

Selection criteria

We adopted the following selection criteria to establish study inclusion or exclusion:

Types of reviews

We include studies that self-identify as systematic reviews and or meta-analyses of the impacts of financial inclusion (including, but not limited to, microfinance). These, in turn, focused on synthesising quantitative, qualitative and or mixed methods evidence.

Types of participants

Our population is the population of participants in inclusive finance activities in low- and middle-income countries.

Types of interventions

We include meta-studies that address at least one or more types of intervention for financial inclusion. The key is that the intervention must be fundamentally a financial service directed at poor and low-income people. In most cases, we find the interventions are one or more sub-categories of microfinance: credit, savings, insurance, leasing, and/or money transfers. However, our search strategy explicitly targets the broader range of inclusive finance activities, including mobile monies, mobile payments systems, index insurance, or savings promotion.

Types of outcome measures

Meta-studies capturing a wide range of poverty indicators (including income, assets, expenditure, personal networks, gender/empowerment, well-being, health, etc.) are included.

All meta-studies were screened by two research assistants independently, with the two review authors independently reviewing each meta-study marked for inclusion. Full texts were obtained and screened when a decision could not be made; an arbitration procedure was in place in case of disagreements.

Data collection and analysis

A total of 32 meta-studies were identified after completing the screening process. However, only 11 of these were assessed to be of sufficient methodological quality to be included in the final analysis. We note that a large number of these meta-studies voiced concerns about the low quality of the primary evidence base that formed the basis of their syntheses, which in turn raises concerns about the reliability of the overall findings presented at the review level. Combining a wide range of low quality studies into systematic reviews to aggregate their findings is risky.

A coding tool was developed to extract data from the included meta-studies on the following areas of interest:

1. Context
2. Type of intervention
3. Type of review, design and methods used
4. Outcome measures
5. Quality assessment
6. Study results and findings

Data were extracted at the meta-study level. However, for meta-studies classified as high- and medium-confidence, when necessary, we also extracted information at the primary study level.

The synthesis of results was guided by a theory-based mixed methods synthesis approach with a focus on a narrative synthesis that incorporates quantitative elements as appropriate.

Main results

Five out of the 11 (medium- and high-confidence) meta-studies that we reviewed drew largely positive conclusions about the relationship between financial services access and changes for poor people, and the other six drew largely mixed, neutral, or unclear conclusions. The detailed review of the evidence base uncovered a nuanced picture, reflecting large variations across the effects of different interventions and for different people in different contexts. Findings across the reviews were heterogeneous and often inconsistent, both within and across reviews, and many reviews did not find evidence of expected or presumed impacts.

The present high-level evidence does not suggest that financial inclusion initiatives have transformative effects. On average, financial services may not even have a meaningful net positive effect on poor or low-income users, although some services have some positive effects for some people. Overall, we find:

- The impacts are more likely to be positive than negative, but the effects vary, are often mixed, and appear not to be transformative in scope or scale, as they largely occur in the early stages of the causal chain.
- The effects of financial services on core economic poverty indicators such as incomes, assets or spending are small and inconsistent.
- The effects of financial services on women's empowerment appear to be generally positive, but they depend upon programme features (which are often only peripheral or unrelated to the financial service itself, for instance exposure to women's rights), context, and what aspects of empowerment are considered, and their assessment is confounded by a difficulty of consistently conceptualising and measuring empowerment.
- The effects of credit and other financial services on health status and other social outcomes appear to be small or non-existent.
- There is no evidence for meaningful behaviour-change outcomes leading to further positive effects.
- Accessing savings opportunities appears to have small but much more consistently positive effects for poor people, and bears fewer downside risks for clients than credit.

Many of the primary studies that were included in the meta-studies we analysed in depth had medium or even high risk of bias, due to their study design, poor reporting of methodology, and other causes. As some of the meta-studies highlighted, it is mainly the higher risk of bias studies that drive most of the positive impact estimates. Our findings thus broadly confirm the 'stainless steel' law of evidence that, the more rigorous and lower risk of bias studies become, the less likely they are to find effects. This applies to both our reviews and to the underlying primary evidence that they have reviewed. Given that the reviews we classified as being of lower methodological quality were more likely to report positive effects, we must treat their positive findings with caution.

In summary, almost all effect sizes we find are quite small and hardly indicative of transformative changes from financial inclusion, and are found dominantly on lower-order or intermediate outcomes. Many effects are strongly heterogeneous, both across studies and over time, places, populations, gender, ethnicity and between interventions; this suggests them to be unreliable and/or context-dependent. Positive findings tend not to repeat from one context, intervention type or study to another, and at least as many findings are mixed or inconclusive as are positive. As a result, the positive results found for financial inclusion are fragile, and need to be treated with caution. An exception appears to be with regard to savings, where both immediate outcomes and wider poverty measures are affected in a positive, but relatively small, way; however, we base this mainly on the findings of one high confidence meta-analysis (Steinert et al. 2018). There is no savings “revolution” going on, but savings at least appear to do some good and no harm.

Conclusions

We have taken the evolution of the financial inclusion impact literature toward a natural conclusion, with a higher level of evidence systematisation, to provide an overview of what has become an increasingly perplexing array of meta-studies that each offer partial overviews. By reviewing these reviews, we have drawn on what is likely the largest-ever evidence base on financial inclusion impacts, and have uncovered strengths, gaps and weaknesses of the existing high-level evidence. We hope that we have reduced the amount of confusion and uncertainty arising from the many different meta-studies on financial inclusion published in recent years, not least thanks to our systematic assessment of the variations in quality within that field.

The (perhaps boring) truth that seems to emerge about financial inclusion is that it is not changing the world. On average, financial services may not even have a meaningful net positive effect on poor or low-income users, although some services have some positive effects for some people. Considering that for most people financial services (whether they can access them, and how they use them) will be only one among many possible determinants of their life chances and their socio-economic well-being, this finding ought not to be unexpected, and we anticipate that it will be confirmed by future research. The potential and actual impacts of financial inclusion need to be viewed against those of comparable interventions, such as graduation and livelihoods-enhancement programmes.

We note that, fortunately, our findings regarding impact chime in with an emerging realism around microfinance, including in the donor community: recognising that erstwhile claims of transformative impact were unrealistic and that the hype for microfinance, particularly microcredit, was overblown. We welcome this newfound realism and wish to encourage it with the help of this review, in which we provide a systematic overview of the evidence as well as the areas of doubt in the evidence base. At the same time, we wished that going through all stages of the hype cycle – enthusiasm, inflated expectations, and disillusionment – had not been necessary in order to arrive here. And we must warn that we see a similar hype of strong claims emerging around the much more encompassing notion of financial inclusion, with the promise of marrying macro-structural economic improvements with micro-structural poverty relief. We found no evidence for the wider claims made for the beneficence of financial

inclusion, as offering poor people a better service, or as having broader macro-structural effects, being any truer than those once made for microfinance, in large part due to a lack of appropriate research at the meta-study level. We strongly caution against repeating the hype cycle, this time around the idea of financial inclusion.

At the same time, we think it crucial to bear in mind that the alternative to financial inclusion is not to do ‘nothing’, but rather it is necessary to uncover what kinds of interventions work best for whom and where, and how best to deliver them. The policy and research space – and ultimately poor and low-income people themselves – would benefit from a more open and clear-sighted discussion on the many valid alternatives to financial inclusion programming and on how best to gain the necessary evidence to inform that discussion. To this end, our review also includes a brief examination of the impact evidence for graduation and livelihoods programmes.

In terms of evidence gaps, it is noteworthy that none of the meta-studies we reviewed (high-, medium- or low-confidence) managed to assess debt levels or indebtedness patterns in depth as an outcome of financial inclusion. While we cannot comment on the reasons for the lack of attention paid to the issue, except that we are aware of it also being a blind spot of the underlying primary studies, we find this to be a glaring omission of the financial inclusion literature as a whole. We believe the political economy of research funding needs to shift such that researchers are enabled and encouraged to more rigorously explore the most important potential downsides and risks of development initiatives like financial inclusion. Furthermore, we found no evidence (among the high-, medium- or low-confidence meta-studies) for the claim that financial inclusion interventions lead to macroeconomic development and subsequent improvements in the lives of the poor; this may be because the argument has only become prominent in recent years. There is also not much attention given (among the high-, medium- or low-confidence meta-studies) to service/amenities-related programmes such as water credit, sanitation loans, or loans for micro solar systems, especially the notion of ‘Green Microfinance’ where microfinance is applied to promote environmental sustainability.

Moreover, given that the majority of financial inclusion effects we found in assessing the high- and medium-confidence studies were at the early stages of the causal chain, there is a need for studies to better capture long-term effects and demonstrate more meaningful impacts, especially at the final stages of the causal chain. The vast majority of the studies that our meta-studies reviewed had a duration of 1 to 3 years. These studies are likelier to find changes in behaviours or attitudes rather than structural changes to people’s poverty status, and it is not safe to assume that the latter will result from the former. The design of most studies underlying the meta-studies that we reviewed has not been conducive to establishing whether short-term or immediate outcomes (such as financial knowledge or entrepreneurial propensity) would translate into intermediate outcomes (such as savings accumulation or microenterprise income) and especially more distal, transformative outcomes (higher net worth or higher incomes). We would suggest that this also reflects a problem of the political economy of development research, with a combination of funder restrictions (favouring shorter timelines over multi-year projects) and difficulty of gaining long-term support from implementer organisations discouraging appropriate designs.

We have also encountered some important limitations of working at this level of systematisation, including: difficulties of assessing the reliability of the levels of evidence underlying ours; analysing effect sizes that are presented in standardised and indexed form, which often reveal little about the underlying measures used; the different ways in which data have been analysed and findings presented across very different types of meta-studies; crude categories for intervention and outcome types, lumping together a highly diverse evidence base that muddies the waters further. Another problem we encountered was that the meta-studies we reviewed, regardless of their own quality, often built on a relatively weak underlying base of underlying studies, making their findings fragile. To put it differently, combining a wide range of low quality studies into systematic reviews to aggregate their findings is risky, and perhaps analogous to the behaviour of financial institutions in the run-up to the 2008 financial crisis, with pooling dubious individual assets (such as sub-prime mortgages and loans) into “triple-A” structured financial products, with only seemingly better aggregate results.

Going forward, we would recommend that authors of primary studies and meta-studies engage more critically with study quality and ensure better, more detailed reporting of the concepts, data and methods they used. At the systematic review of review level, more methods guidance (especially in terms of synthesis approaches) and clearer reporting standards that adapt the Cochrane (health-focused) guidance to the social science and international development context would be helpful.

Contents

Acknowledgments	i
Executive summary	ii
List of figures and tables	x
1. Background	1
1.1 The Problem, Condition or Issue	1
1.2 The Intervention.....	2
1.3 How the Intervention Might Work and Theory of Change.....	4
1.4 Why it is Important to do this Systematic Review	9
1.5 Objectives	11
2. Methods	12
2.1 Criteria for Considering Studies for this Review	12
2.2 Search Methods for identification of studies.....	15
2.3 Data Collection and Analysis	16
3. Results	23
3.1 Description of Studies.....	23
3.2 Risk of Bias in Included Studies	42
3.3 Synthesis of Results	46
4. Discussion	68
4.1 Summary of Main Results	68
4.2 Overall Completeness and Applicability of Evidence	72
4.3 Quality of the Evidence.....	73
4.4 Limitations and Potential Biases in the Review Process	74
4.5 Agreements and Disagreements with Other Studies or Reviews.....	75
5. Author's Conclusions	75
5.1 Implications for Practice and Policy	75
5.2 Implications for Research	76
Appendixes	78
References	147

List of figures and tables

Figure 1: Financial inclusion impacts: theory of change flow diagram	5
Figure 2: PRISMA flow diagram.....	24
Figure 3: Number of primary studies per meta-study (11 medium-/high-confidence meta-studies highlighted)	31
Figure 4: Number of outcomes by broad category.....	34
Figure 5: Broad outcome category by outcome sub-category/type.....	35
Figure 6: Number of outcomes by outcome type	36
Figure 7: Number of outcomes by synthesis approach.....	36
Figure 8: Proportion of meta-studies focusing on women, by financial inclusion category	37
Figure 9: Publication years for all 32 meta-studies	38
Figure 10: Number of included primary studies, 3 times or more	41
Figure 11: Intervention types across reviews.....	70
Table 1: Data extraction form (template).....	17
Table 2: Summary of included meta-studies 11 medium- and high-confidence meta-studies (included for in-depth synthesis):	26
Table 3: 21 low-confidence meta-studies (not included in-depth synthesis):.....	28
Table 4: Synthesis methods used by meta-studies of different confidence levels	31
Table 5: Summary of included studies by synthesis approach and number of outcomes reported	33
Table 6: Correlation matrix of medium/high confidence meta-studies to demonstrate overlap.....	40
Table 7: Quality assessment of meta-studies included for in-depth review	43
Table 8: Summary of results from 11 medium- and high-confidence meta-studies	46
Table 9: Summary of findings	62
Table 10: Linking outcomes (number of outcomes reported) and interventions for 11 medium and high confidence meta-studies.....	68
Table 11: Linking outcomes (number of outcomes reported) and interventions for 21 low confidence meta-studies	69

1. Background

1.1 The Problem, Condition or Issue

Financial inclusion is presently one of the most widely recognised areas of activity in international development. As of 2017, globally, about 1.7 billion adults were counted as “unbanked”, not having an account at a financial institution or through a mobile money provider, but 515 million adults worldwide opened an account between 2014 and 2017 (Demirgüç-Kunt et al. 2018: 2-4). Adults may be “unbanked” for reasons including unaffordability and inaccessibility of financial services, low quality, or choice. Financial inclusion refers to efforts to deliver affordable financial services – transactions, payments, savings, credit and insurance – to these people in a responsible and sustainable way. Financial exclusion is often blamed for inequalities (including in access to economic opportunities), a lack of security, and an exacerbated exposure to risk (Carbo et al. 2005: 5-7). The expectation underlying financial inclusion is that greater access to financial services will create poverty-alleviating and empowering effects; or, according to the United Nations Secretary-General’s Special Advocate for Inclusive Finance for Development, have the effect of “transforming lives” (UNSGA 2017).

With financial inclusion, policymakers and donors hope that access to financial services (including credit, savings, insurance and money transfers) provided by a variety of financial service providers, of which microfinance institutions are a subset, will allow poor and low-income households in low- and middle-income countries to enhance their welfare, grasp opportunities, mitigate shocks, and ultimately escape poverty, as well as advance macroeconomic development, which is also expected to benefit poor/low-income households (Beck et al. 2007; World Bank 2014). More recently, some donors have suggested behavioural changes (such as household spending decisions) to be desired outcomes of access to financial services, as well (Karlan et al. 2014; World Bank 2015). However, the present state of evidence leaves it insufficiently clear to what extent and for whom what benefits occur or do not occur (Demirgüç-Kunt et al. 2017; Mader 2016).

Systematic reviews and meta-analyses (in short: meta-studies, we often use the term ‘reviews’ interchangeably with ‘meta-studies’ in the sections below) have sought to clarify the impacts from financial inclusion on poor people in low- and middle-income countries, based on an array of different underlying studies which include quantitative and qualitative work based on long-term and short-term data. The bulk of these meta-studies have been focused on microfinance, and many specifically on microcredit. The very different quality and approaches of these meta-studies, and of the studies underlying them, however, pose a major challenge for policymakers, programme managers and practitioners in assessing the benefits and drawbacks of finance-based approaches to poverty alleviation. Increasingly there is confusion about the impacts and a risk of “cherry picking” among different findings. Further, many meta-studies are not taking into account what is missing from their primary studies, which would affect the understanding of the evidence, for example by not analysing or reporting gendered impacts. More recently, primary studies¹ have also sought to understand the impacts of financial inclusion

¹ We use the term primary studies to denote individual studies that make up a systematic review and meta-analysis.

initiatives more broadly, especially regarding macro-structural changes (Cull, Ehrbeck and Holle 2014; Demirgüç-Kunt and Klapper 2013), but the systematic review evidence has not yet progressed as far.

Our primary aim is to gain better clarity about the impacts of financial inclusion on the poor by systematically reviewing the existing systematic reviews and meta-analyses (meta-studies). Unlike most previous systematic reviews, which focused on microfinance interventions (or sub-sets thereof), we explicitly adopt a broader scope to review any available systematic review and or meta-analysis evidence on financial inclusion as a whole field. Greater clarity through greater evidence systematisation is urgently needed given the strong focus on expanding access to financial services in the Sustainable Development Goals (SDGs), in particular SDG 1 on eradicating poverty² and SDG 5 on achieving gender equality and women’s empowerment³, and in light of the risks that some forms of financial inclusion pose to vulnerable populations (Guérin et al. 2013). In addition to this primary aim, we have three secondary sub-objectives:

- to better inform the decisions of development donors, policymakers and programme managers by establishing what is known and not known about the impacts, using a meta review methodology;
- to facilitate better research by assessing the strengths and weaknesses of existing systematic reviews and meta-analyses, and suggesting pathways toward improved and common standards and methods, particularly with more explicit attention to gendered equity determinants and better use of qualitative studies;

to understand better the political economy of knowledge, which may explain which questions are asked and why, what analysis used and why, and how results are interpreted.

1.2 The Intervention

Financial inclusion is an umbrella term, which the World Bank Group defines as follows: “Financial inclusion means that individuals and businesses have access to useful and affordable financial products and services that meet their needs – transactions, payments, savings, credit and insurance – delivered in a responsible and sustainable way.”⁴

The field of interventions to bring about financial inclusion in low- and middle-income countries is diverse and complex. It encompasses microfinance, as the best-known intervention in this space, but increasingly extends well beyond it. *Microfinance* refers to the provision of financial services including loans, savings accounts, insurance (e.g. health, crop, life, credit life or default insurance), and money transfer services, specifically to poor and low-income people in low- and middle-income countries around the world who are not usually served by the regular banking sector, by *dedicated providers* who collectively identify as MFIs; these providers may range in size and type from small, local non-profit NGOs to large commercial microfinance companies. *Financial inclusion interventions* refer to the range of broader efforts to expand financial systems to deliver financial services – loans, savings, insurance or payment services –

² <https://sustainabledevelopment.un.org/sdg1>

³ <https://sustainabledevelopment.un.org/sdg5>

⁴ <https://www.worldbank.org/en/topic/financialinclusion/overview>, as of 28 September 2018.

to a wider client base, in particular poor and low-income people in low- and middle income countries, that has not traditionally been served by the regular banking sector, by any range of formal service providers.⁵ These service providers commonly include microfinance institutions in addition to commercial banks, non-bank financial companies, credit card companies, government programmes, cooperative banks, village savings and loan associations (VSLAs), some types of self-help groups, and also mobile network operators and fintech companies. In recent years, the delivery of financial services through digital means of service provision has been increasingly emphasised by governments, development funders, and service providers themselves (Gabor and Brooks 2017).

The financial services provided in the financial inclusion space are of four main types: credit, savings, insurance and payment services. The most commonly-provided services within financial inclusion still are microcredit loans, made to about 211 million families worldwide (Microcredit Summit Campaign 2015), with durations of around 12 months, which are repaid in weekly (and sometimes bi-weekly or monthly) instalments, and are often guaranteed by group membership, small collateral items, or personal guarantors. Savings and insurance services are usually offered only in conjunction with loans – mixed (micro-) finance –, but also sometimes independently. Particularly in South Asia, savings, credit and other financial services are often delivered through community-based savings groups (CBSGs), which include self-help groups (SHGs). Money transfers and mobile payments services (i.e. financial technologies, or fintech, that have the potential to disrupt established business models of the inclusive financial space by delivering financial services via digital platforms) are a relatively new area of activity, which is still under development in many countries, but has achieved scale in parts of East Africa and South Asia. In assessing financial inclusion, we thus face a multitude of services, providers, and users. Interventions for financial inclusion include of a diverse set of services orchestrated through various delivery mechanisms, ranging from small-scale and community-led initiatives to often very large scale government-organised, donor-backed or commercially-driven programmes. The space of financial inclusion is changing rapidly, and the purpose of this systematic review of reviews⁶ is to assess evidence for the broader range of inclusive financial services increasingly being offered, as far as possible, including but going beyond (micro-)credit. Below, in reporting outcomes, we differentiate between (micro-)credit, (micro-)savings, (micro-)insurance, CBSGs, and mixed microfinance (where it is unclear exactly which microfinancial services are provided, or where several are provided together).⁷

It is important to note that, while many financial inclusion services may be delivered separately or bundled by a given provider, in practice, households often combine them in a variety of ways, or even use services for different purposes, for instance using access to credit as a form of insurance. Hence, this renders an intervention-focused systematic

⁵ Financial inclusion also aims at service provision for marginal populations in higher-income countries, but this lies outside of the remit of this review.

⁶ We use the term systematic review of reviews to denote our approach; we refer to population of studies consisting of systematic reviews and meta-analyses collectively as meta-studies, or often just as 'reviews'.

⁷ This reflects the distinction between intervention-types in the medium- and high-confidence meta-studies that we included in our systematic review of reviews (see 'Results' section, below). None of these meta-studies focused on money transfers or digital financial services.

review of reviews artificially narrow, and instead calls for a synthesis of impacts by outcomes, while tracing any effects back to particular interventions or services as much as possible, and this is what we propose to do in this review.

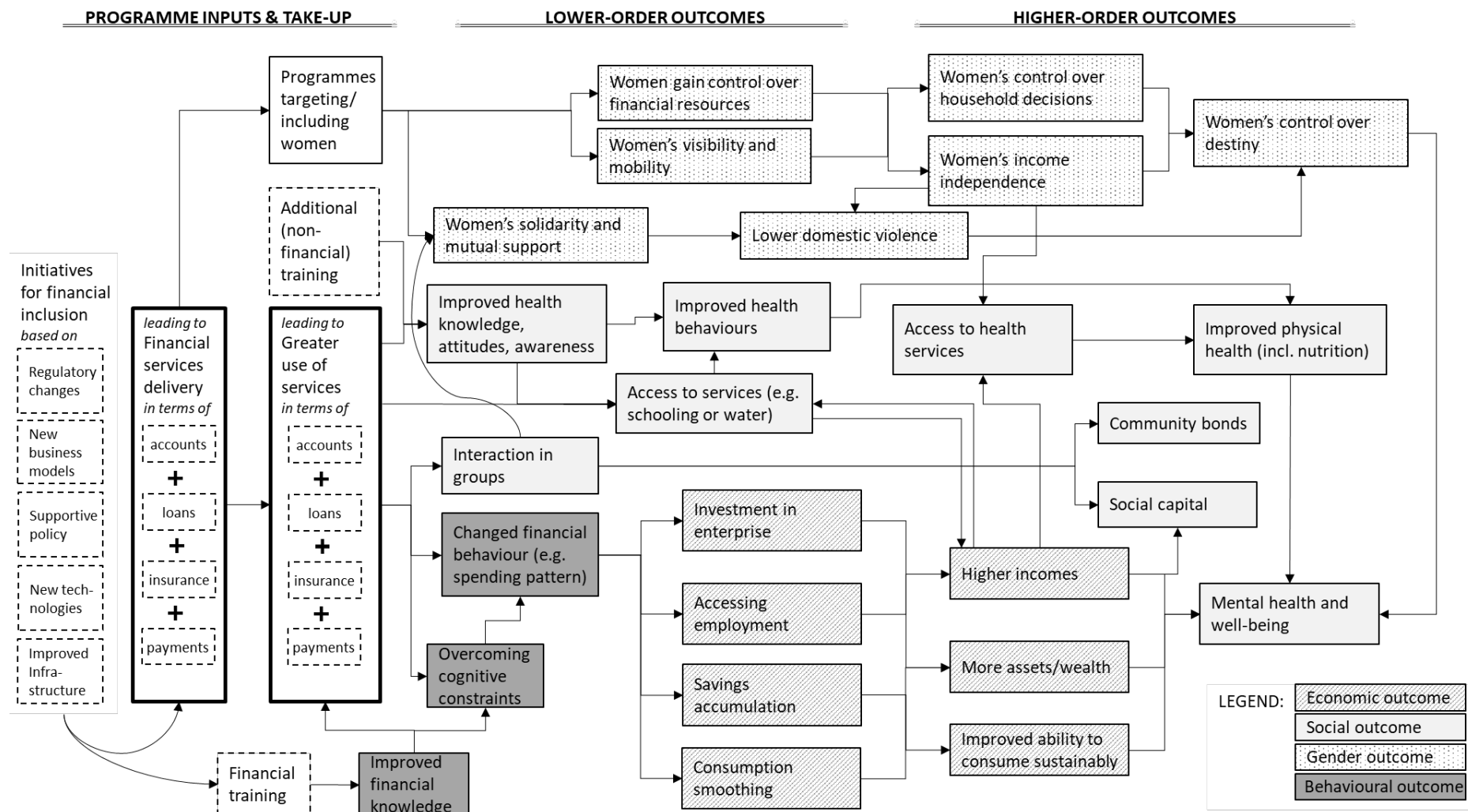
1.3 How the Intervention Might Work and Theory of Change

The policy rationale behind financial inclusion activities is that the usage of financial services is expected to improve the lives of poor and low-income people in low- or middle-income countries (i.e. generate a positive impact). Our systematic review of reviews is theory-based in the sense that it examines the evidence for and against the correctness of the theory of change underlying financial inclusion programming. The importance of developing and applying a theory of change – to clarify how “the intervention is expected to have its intended impact” (White 2009: 274) – has been increasingly emphasised in recent years in impact evaluations and meta-studies (cf. Maïtrot & Niño-Zarazúa, 2017). A theory of change serves to explain how activities are *expected* to produce a series of results that contribute to achieving intended impacts, by schematically explaining the causal links from programme inputs to ultimate (or higher-order) outcomes. Using a theory of change or “logic model” allows us to link “programme inputs and activities to a chain of intended or observed outcomes, and then [use] this model to guide the evaluation” (Rogers 2008: 30; White 2009). In other words, the theory of change of financial inclusion should show how financial inclusion initiatives are expected to create desired positive changes for the target population, and thus to aid the interpretation of findings by clarifying differences between programme uptake, immediate effects, and more transformative impacts.

Financial inclusion encompasses a wide range of intervention types and approaches, and numerous different types of intended outcomes and impacts have been suggested as part of its transformative impacts and as intermediary steps leading to them. Given this complexity, our theory of change must necessarily be abstract, simplified, and non-exhaustive, highlighting main (or exemplary) channels of influence rather than all possible effects (and cross-linkages between effects) of financial inclusion interventions, Figure 1 highlights the main theorised channels of influence (rather than all possible effects, backward linkages, cross-linkages, or potential unintended consequences) of financial inclusion interventions, beginning with the possible drivers of enhanced financial service delivery. As shown in the left part of Figure 1, regulatory changes, the emergence of new business models and technologies, supportive policies, and improvements to (financial) infrastructures are expected⁸ to lead to a more inclusive offering of accounts (including savings accounts), credit, insurance and payments services (as well as financial training), which households in turn access and use (uptake).

⁸ This draws partly on the representation of enablers of financial inclusion in the World Bank’s Universal Financial Access 2020 initiative (<http://www.worldbank.org/en/topic/financialinclusion/brief/achieving-universal-financial-access-by-2020>, accessed 28 September 2018).

Figure 1: Financial inclusion impacts: theory of change flow diagram



Note: A macro-structural outcome category is not shown, because its causal chain does not operate at a household level.

Our representation of the theory of change then proceeds from the recognition that uptake is different within households, and that financial services are fungible within the household, such and that households use and combine them for very different ends (Collins et al. 2009). Thus, although in reporting findings we seek to distinguish as much as possible between the outcomes from different service types, in developing an encompassing theory of change for financial inclusion, we believe it would be counterproductive to focus on particular impacts as arising only from only particular financial services. We focus on establishing a set of causal chains from households' uptake (usage of *any or several or all* of these financial services) to immediate changes (lower-order outcomes) and from there to more transformative changes (higher-order outcomes). In doing this, we distinguish between four outcome categories: economic, social, gender, and behavioural (distinguished in Figure 1 by different shading). Notably, these causal chains from financial inclusion to potential impacts of financial services usage on poverty are interdependent, as indicated by the cross-connections in the figure. Most existing meta-studies have focussed on individual parts of this broad theory of change, or only certain pathways within them.

Economic: In theory, financial inclusion could lead to benefits for poor people through changes in their financial behaviours such that they use financial services to gain access to new income sources or enhance existing ones, to save money that they would otherwise spend or lose, to invest in assets, to sustainably consume more goods, or to cope with shocks. Specifically, credit might be used to create or expand a business that then makes a profit, or to gain access to a new (other) income-earning opportunity, such as a job that requires travel. Credit or savings might also be used to mitigate a shock, invest in a household asset, or pay off a more expensive loan. Credit or savings can allow people to accumulate a lump sum for a large investment, cope with shocks, or simply to avoid more expensive credit. Lower-order outcomes, i.e. impacts found on outcomes early in the causal chain, would include the simple fact of having an enterprise (rather than none), increasing the size of one's enterprise, accessing new or better employment, accruing more savings, and having smoother consumption patterns (for instance no periods of hunger). Higher-order outcomes that occur further along the causal chain (and which these lower-order outcomes ought to lead to, in order to actually alleviate poverty) would include sustainably higher incomes and more assets or wealth (higher household net worth, net of debts). The ability to consume more goods sustainably (i.e. without over-spending) is also a higher-order outcome; however the sustainability of consumption is difficult to ascertain, because changes in consumption levels are might stem from positive causes (such as having more available income) or negative causes (such as higher costs or spending on credit).

Social: Under the heading of "social outcomes" we collect the gamut of other beneficial outcomes that are not strictly behavioural, economic or gender-related. We break these down further into three broad categories: health (physical health, nutrition, mental & psychological health), social-relational (strengthening of social ties, community bonds), and access to beneficial services (such as water or schooling). In theory, financial inclusion might affect these in multiple different ways, again with lower-order outcomes leading to higher-order outcomes within each category.

- Health: Financial services, particularly when accompanied with training or awareness-raising efforts, might positively affect health knowledge, attitudes or

behaviours (lower-order outcomes), which in turn may lead to improved health outcomes (higher-order). Increased incomes, savings or spending capacity would also enable people to access to health services by making them more affordable, leading to better health outcomes (as a higher-order outcome). Increased income independence and improved control over their own destiny for women could improve their health outcomes in particular. Reduced poverty or increased capabilities resulting initially access to financial services could also improve mental health and psychological well-being (higher-order).

- **Social-relational:** In particular with forms of financial service delivery that lead to more regular and positive interaction in groups (lower-order), clients' social ties and social capital might be strengthened and community bonds be created (higher-order). Reduced poverty at an individual level may also improve clients' social capital, as they rise in the estimation of others (higher-order).
- **Services:** reduced poverty, which may result from financial inclusion, would make households more able to pay for services such as schooling, water and sanitation (lower-order outcomes), which in turn would lead to better health and economic outcomes (higher-order outcomes). Financial products might also be used by clients directly to finance access to particular services or amenities, if they choose to do so; or financial services may be linked to the purchase or use of particular products, as with school savings accounts or sanitation loans. Financial service delivery might also include components of sensitisation, awareness or attitude-change, to increase clients' propensity to use (or pay for) particular amenities.

Gender: Financial services may have very different impacts on women and men, particularly if they target women or at least are accessible for women. Many financial inclusion programmes (particularly microfinance and SHGs) have a history of targeting women and aiming to effect women's empowerment; some modes of digital financial services have also been claimed to have positive effects particularly for women by allowing them to save independently, despite not targeting women. In theory, financial services could affect gender relations in a number of complex and interrelated ways, which would be difficult to label as lower-order or higher-order.⁹ Through financial inclusion, women could gain control over financial resources and this may improve their implicit or explicit bargaining position within the household, including on matters such as family planning. Women's control over financial resources could allow them to create or access an independent source of income. As their women's independence improves, domestic violence could reduce. Leaving the home to access financial services or engage in business can make women more visible in the community and give them greater mobility, and women's participation in economic life outside the home may also lead to a broader sense of empowerment and control over destiny, all of which could improve their physical and mental health and well-being. Furthermore, regular meetings of women could improve women's sense of solidarity and strengthen their mutual support, and some programmes have specific components of solidarity-building or

⁹ To say that "women's visibility and mobility" or "women's solidarity and mutual support" are outcomes of a lower order than, for instance, "women's income independence", would involve a value judgment that we do not intend to make. In Figure 1, they are presented in different levels only to suggest one possible pathway of causation. In the discussion of results, we refrain from any distinction between lower- and higher-order gender outcomes.

exposure to women's rights. However, with all these changes, it is important to note that they may contain ambivalences, for instance where women might not want to be more visible (as in some traditional societies) or when newfound independence leads to adverse reactions from men which could mitigate or undermine the benefits.

Behavioural: It has been suggested, particularly by behavioural economists and recently the World Bank¹⁰, that financial services, especially ones that contain particular modalities to affect users' behaviour, lead to various potentially desirable cognitive capabilities and behavioural changes. In theory, changes in behaviours and cognitive capacities could come from several factors. Firstly, changes in financial knowledge and abilities could come directly from directly being taught in financial literacy or education programmes (which are sometimes attached to financial service delivery, but which on their own we deemed beyond the scope of this review, as not being directly part of financial services and only training for readiness to use the latter) or through experience gained over time in using money and financial services. Financial products might also, as a by-product of their usage, change users' money-usage patterns over time, for instance leading to higher propensities to save, more investment in business, or less spending on particular goods such as "temptation goods" (Banerjee et al. 2015). It has also been suggested that specially designed financial products could help poor people overcome behavioural or cognitive constraints or attitudes that the designers of these products believe worsen poverty and hold people in poverty, as for instance if "commitment" savings devices commit people to longer-term goals rather than giving in to possible biases toward present enjoyment. We treat all behavioural outcomes as lower-order outcomes, because they ought not to be seen as ends in themselves, and merely indicate a potential for poverty-alleviating effects to happen further along the causal chain.

Macro-structural: Lastly, in recent years, it has been suggested that inclusive financial sectors are conducive to macroeconomic development, from which poor and low-income people in turn would benefit (Cull, Demirgüç-Kunt, and Morduch 2013; World Bank 2014). This outcome category is different, as the mechanisms of impact operate at the macro, rather than household, level; we have therefore not included it in Figure 1, which graphically presents the theory of change at the household level (however, our review still aims to capture any evidence on these types of effects). Some economic literature suggests more inclusive financial sector development could drive macroeconomic growth by mobilising savings and investments in the productive sector, and reducing information, contracting and transaction costs across the economy, leading to efficiency gains, which lead to growth; poverty alleviation would result if poor people benefit from subsequent economic growth, for instance through higher demand for their skills. It has also been suggested that financial sector development could reduce economic inequality indirectly (through forms of growth that lower inequality) or through enabling lower-income individuals to use finance to invest in accumulating human capital (Jalilian and Kirkpatrick 2005; Beck et al. 2007).

Finally, while this is not part of a theory of change – which serves only to clarify how "the intervention is expected to have its intended impact" (White 2009: 274) – it is important to note that, for all outcome categories, the possibility of unintended negative

¹⁰ Most prominently in the *World Development Report 2015: Mind, Society, and Behavior*.

consequences and adverse effects (on average, or for parts of the population, i.e. mixed impacts) also exists. There is no reason to assume *a priori* that the impacts of financial inclusion will be positive or significant. Some past evidence has suggested more inclusive financial service provision may also have negative impacts such as worsened impoverishment (Mosley 2001), financial and emotional stress (Ashta et al. 2015), debt traps and permanent indebtedness (Schicks 2010; Guérin et al. 2013), gender-based violence and women's disempowerment (Rahman 1999), and undereconomic development and greater social inequality (Bateman 2010; Sandberg 2012). Our systematic review of reviews captures and accounts for any findings of negative impacts, including mixed ones.

1.4 Why it is Important to do this Systematic Review

While a large number of methodologically robust studies have systematically synthesised evidence on microfinance, the same cannot yet be said for financial inclusion more broadly. Some donor agencies, especially the World Bank, have carried out primary studies on financial inclusion of various types including microfinance facility to justify why financial inclusion policy matters, how it matters, and what it means to policymaking (cf. Cull, Ehrbeck and Holle 2014; Demirgüç-Kunt and Klapper 2013; Demirgüç-Kunt, Klapper and Singer 2017; World Bank 2014). But the existing research syntheses on financial inclusion (beyond microfinance) have been unsystematic in their approach.

Polanin et al. (2017) provide 4 reasons for why systematic reviews of reviews are important:

1. They can contribute to the knowledge base going beyond what systematic reviews and meta-analyses report examining trends over time and thus be particularly useful to policymakers, practitioners and researchers.
2. Where many systematic reviews on a given topic exist reporting discordant views, systematic reviews of reviews can be particularly useful to make sense of these diverging conclusions by comparing and contrasting the results of multiple systematic reviews.
3. They have the potential to conduct network meta-analysis (Ioannidis, 2009) to allow comparisons of multiple treatment and control groups.
4. They can point out when systematic reviews need updating again.

Finally, it is worth noting that systematic reviews of reviews also have a role to play in translating knowledge into policy impact (Whitty 2015).

In the context of financial inclusion, without robust evidence that financial services generate significant and meaningful – ideally: transformative – impacts in poor people's lives, financial inclusion efforts would lack a clear justification in developmental or social policy terms. This can be said without pre-judging the evidence. However, the existing meta-studies (which have focused on microfinance rather than financial inclusion broadly-defined) have generated few strong or unambiguous results, suggesting that the improvements in poor people's lives that accrue from financial inclusion are relatively small or manifest mainly as intermediary impacts – changes in behaviours and spending patterns, rather than changes in incomes or well-being –, at least in the shorter term. Presently, too little is known across different meta-studies with different approaches, and a systematic review of reviews helps generate a clearer picture.

Existing meta-studies have reviewed primary studies of many different types of financial services. A substantial number of systematic reviews, meta-analyses and research syntheses on financial inclusion and closely-connected topics exist. However, the focus of the bulk of studies (in keeping with the activity focus of the financial inclusion sector) has been on credit and credit-type (e.g. leasing) services, particularly those provided by MFIs. The evidence base on other services is smaller but growing rapidly, particularly in the area of mobile service provision and fintech for development.

The existing meta-studies have followed diverse approaches. Some of the systematic reviews (or meta-studies) are fairly broad, aiming to cover the whole microfinance spectrum (e.g. Duvendack et al. 2011). Others cover specific interventions, such as microcredit (e.g. Vaessen et al. 2014), formal banking services (Pande et al. 2012), microenterprise (e.g. Grimm and Paffhausen 2015), microsavings and microleasing (Stewart et al. 2012), and microinsurance (Cole et al. 2012). Some systematic reviews focus on particular populations, such as Sub-Saharan African recipients (e.g. Stewart et al. 2010), particular methods of providing financial services, such as self-help groups (e.g. Brody et al. 2015) or particular outcomes, such as health (e.g. Leatherman et al. 2012) or empowerment (Vaessen et al. 2014; Brody et al. 2015). The systematic reviews also differ by focus, many covering effectiveness evidence, but others incorporating participant views (e.g. Brody et al. 2015; Peters et al. 2016) and barriers or enablers of uptake and effectiveness (e.g. Panda et al. 2016) including innovations in information and communications technology (e.g. Gurman et al. 2012, Jennings and Gagliardi 2013, Sondaal et al. 2015, Lee et al. 2016).

The existing meta-studies use a range of methodologies to synthesise the evidence, including theory-based approaches, narrative syntheses and statistical meta-analyses. Many of them have not been conducted to standards that would support a 'high confidence' rating (as discussed below in the 'Methods' section); not all meta-studies that have impacted policy discussions have used a systematic methodology (Odell 2010, Bauchet et al. 2011, Beck 2015). In addition, the majority of meta-studies are available in technical reports where there is no transparent decision rule for determining implications of the findings, including critical appraisal and strength of evidence tools like GRADE assessment (Guyatt et al. 2013) and user-friendly presentation of results (e.g. translating standardised effect sizes into metrics commonly used by decision makers). There is no overall synthesis of the implications for policy, programming, practice and research for the sector from this body of synthesised evidence.

Our systematic review of reviews brings a systematic overview about what is known about what aspects of financial inclusion (what, where, how?) and which gaps and white spaces remain in terms of knowledge about the impacts. Rather than visualise these gaps and white spaces, we describe them narratively, focusing on a range of parameters (e.g. intervention type, outcome measures, geographical focus, etc.), which in turn inform our synthesis approach which, among other things, also focuses on the following unresolved questions (discussed in more depth in the section outlining our approach to data synthesis):

- What can explain which questions are asked in some systematic reviews and meta-studies about the impact of financial inclusion, and which ones not?
- What can explain different interpretations of results from existing studies?

A clear mapping of knowledge gaps allows policy-oriented research funders to better direct funds towards addressing the gaps, and the systematic reviewing of known impacts allows policymakers to focus their efforts on those interventions that are known to work best, on where they work best, or to improve or otherwise eschew them. Our stakeholder engagement strategy includes a non-technical report (for 3ie), dissemination events, and work with our advisory board of policy- and research-related stakeholders.

1.5 Objectives

The objective of this systematic review of reviews is to systematically collect and appraise the existing systematic reviews and meta-analyses of financial inclusion impacts, analyse the strength of the methods used, synthesise the findings from those systematic reviews and meta-analyses, and report implications for policy, programming, practice and further research.

Systematic reviews of reviews have been undertaken in other sectors for which evidence is widely available, especially health (Becker and Oxman 2008) and more recently education (Polanin et al. 2017), but they are non-existent in international development, and thus this study represents a pioneering effort to address a notable evidence gap.¹¹ It provides the opportunity to develop and pilot an evidence synthesis approach in a sector where there is a large body of evidence of variable quality, but systematic appraisal and synthesis of the body of systematic reviews and meta-analyses is still lacking. Polanin et al. (2017) provide useful guidance on how best to conduct such systematic reviews of reviews; they point towards methodological challenges of such reviews and suggest ways forward to improving them.

This study critically reviews existing approaches to systematic reviews of reviews with a view to further developing systematic review of review methods, and it aims to answer the following questions to gain better clarity about financial inclusion impacts:

- Impacts:
 - What is known from existing meta-studies about the (social, economic, and behavioural) poverty impacts of different types of inclusive financial services (e.g. credit, savings, insurance, money transfers), regardless of provider, on poor and low-income people in low- and middle income countries?¹² This includes the poverty impacts from macroeconomic development, to the extent that it results from financial inclusion.¹³
 - What is known from existing meta-studies about the gendered impacts of different types of financial inclusion activity (e.g. credit, savings, insurance, money transfers) – in other words, what does the evidence tell us about how gendered participation affects interventions' effects, and about whether or not

¹¹ Evans and Popova (2015) produced a review that claimed to find divergent findings in six "systematic reviews" of education programmes. However, the authors did not screen or critically appraise included reviews according to standard definitions. Hence, further analysis indicated only one of the included studies was undertaken using systematic review methods, the other five being literature reviews and meta-analyses which did not use comprehensive approaches to select, appraise and/or synthesise the evidence (Snilstveit, Vojtkova and Phillips, 2015).

¹² Our review disaggregates the impacts of different services provided by different provider-types, and examine heterogeneous impacts on different user groups, as much as the data permits.

¹³ We found no meta-studies that addressed this type of impact, but hope to see such evidence in the future.

- (and in what ways) financial services empower women in low- and middle income countries?
 - What is known from existing meta-studies about the reasons for financial services uptake, or other participant views about the financial services on offer?
- Methodology:
 - Including using a gender and equity lens, what methods and standards have meta-studies used to draw conclusions from the studies they reviewed?
 - What difference does the choice of methods and standards make to the results?

How could the methods and standards be improved in order to draw more robust and reliable conclusions via meta-studies?

2. Methods

2.1 Criteria for Considering Studies for this Review¹⁴

2.1.1 Type of Reviews

We sought to include all studies of sufficient quality (we discuss our understanding of ‘sufficient quality’ in the section ‘Assessment of risk of bias in included studies’, as outlined in Table 2 but also in Appendix 7) which self-identified as systematic reviews and or meta-analyses of the impacts of financial inclusion (including, but not limited to, microfinance). These, in turn, have focused on synthesising quantitative, qualitative and or mixed methods evidence. According to the Campbell Collaboration,

A systematic review summarizes the best available evidence on a specific question using transparent procedures to locate, evaluate, and integrate the findings of relevant research — The Campbell Collaboration 2014, p.6

In the Cochrane Handbook (Higgins and Green 2011), the following definition of systematic reviews is outlined which we adopted:

A systematic review attempts to collate all empirical evidence that fits pre-specified eligibility criteria in order to answer a specific research question. It uses explicit, systematic methods that are selected with a view to minimizing bias, thus providing more reliable findings from which conclusions can be drawn and decisions made — Section 1.2 in Higgins and Green 2011

Higgins and Green (2011) specify the key elements that a systematic review should contain:

- A set of clearly stated objectives and pre-defined eligibility criteria
- A methodology that is clearly defined allowing reproducibility
- A search strategy that allows the identification of studies meeting the pre-defined eligibility criteria

¹⁴ In the systematic review context, PICOS - standing for **P**opulation-**I**ntervention-**C**omparison-**O**utcome-**S**tudy design – are used to determine eligibility for inclusion or exclusion of studies. We adapted these criteria for the systematic review of review process as follows: type of review (**S** – to capture systematic reviews and meta-analyses), types of participants (**P**), types of interventions (**I**) and types of outcome measures (**O**), comparison (**C**) is not applicable.

- A critical appraisal of included studies
- A systematic synthesis, in many cases systematic reviews adopt a meta-analytical approach which is a statistical method to synthesise the results of primary studies included in a systematic review

To identify meta-analyses, we adopted the definition of the Cochrane Handbook (Higgins and Green 2011):

“Meta-analysis [is] the statistical combination of results from two or more separate studies” to produce an overall statistic with the aim to provide a precise estimate of the effects of an intervention — Section 9.1.2 in Higgins and Green 2011).

It should be noted that not every systematic review automatically contains a meta-analysis, e.g. if primary studies are too heterogeneous in terms of study designs, conceptual framings and or outcomes, then a meta-analysis may not be appropriate. Furthermore, occasionally meta-analyses are published separately without drawing on the broader systematic review they may have been originated from.

We exclude any evidence that did not meet the definitions we outlined above.

2.1.2 Types of Participants

The scopes of the meta-studies we include are diverse (different questions are often addressed and a range of linked interventions are examined, such as credit, savings, insurance, leasing, money transfers etc.) but there is considerable overlap in terms of their population of interest. Almost all focus on the impacts of financial inclusion on poor households based in low- or middle-income countries (using the World Bank definition¹⁵). In other words, our population is the population of participants in inclusive finance activities that are conducted in low- and middle-income countries. Where meta-studies include evidence from high-income countries, we would have only considered the findings that were presented for low- and middle-income countries, but we did not find any such studies to include. We also included meta-studies covering particular regions within low- and middle income countries, e.g. Sub-Saharan Africa or fragile and conflict-affected areas.

At the primary study level, our population of interest would be participants taking part in inclusive finance activities in low- and middle-income countries.

2.1.3 Types of Interventions

In this systematic review of reviews, we include all meta-studies that address at least one or more types of intervention for financial inclusion, as described above. In the majority, the interventions are one or more sub-categories of microfinance: credit, savings, insurance, leasing, and/or money transfers. However, our search strategy explicitly targets the broader range of inclusive finance activities, such as mobile monies, mobile payments systems, index insurance, or savings promotion. For our purposes, to warrant inclusion of the systematic review or meta-analysis, the reviewed intervention

¹⁵ The World Bank definition of lower/middle income countries is used: <https://datahelpdesk.worldbank.org/knowledgebase/articles/906519-world-bank-country-and-lending-groups>

must have at least one financial service as an essential element of the intervention – for instance, not all systematic reviews of mhealth interventions would qualify for inclusion, but systematic reviews of mhealth interventions that required participants to purchase an insurance service would. The key is that the reviewed intervention must be fundamentally a financial service directed at poor and low-income people, for it to qualify as a review of financial inclusion impacts.

At the primary study level, our intervention of interest would be interventions that address at least one or more types of financial inclusion interventions.

2.1.4 Types of Outcome Measures

Existing meta-studies of financial inclusion typically examine a wide range of poverty indicators (including income, assets, expenditure, personal networks, gender/empowerment, well-being, health, etc.). In this systematic review of reviews, we include all meta-studies that address at least one or more of these domains. We group the indicators in three categories of impacts: social, economic, or behavioural. We do not distinguish between primary or secondary outcomes but consider all outcome measures.

Our systematic review of reviews also assesses the evidence for outcomes early along the causal chain; most importantly rates of uptake, and then investment in productive activity, human capital accumulation, improved money management, savings accumulation, risk/shock management, health and nutrition spending, and women's economic activity. These might be enablers of improvements on poverty indicators further along the causal chain (over a longer term) even if, importantly, should not themselves be taken as evidence of impact in terms of poverty alleviation.

At the primary study level, our outcomes of interest would be outcomes that address at least one or more of the poverty domains described above.

2.1.5 Timeframe

The first systematic reviews engaging with financial inclusion issues (Stewart et al. 2010, Duvendack et al. 2011) indicated that no systematic reviews existed prior to their reviews. The primary studies these two systematic reviews included date back to the late 1990s reporting on data that was collected in the early 1990s – this coincides with rigorous impact evaluations of financial inclusion (especially microfinance) becoming more mainstream. Hence, our searches are limited to 2010 onwards. However, to ensure that we are not excluding any relevant studies on date, we adopted a snowballing approach (as outlined below). In other words, any relevant meta-studies published before 2010 would have been picked up through the snowballing procedure.

2.1.6 Language

No restriction was placed on language of papers.

We did not need to make any changes to the eligibility criteria set out in this section during the course of the search and screening process (*relates to MECIR checklist, item 13*).

Evidence is included irrespective of its publication status (*relates to MECIR checklist, item 12*).

2.2 Search Methods for identification of studies

We adopted a multi-pronged search strategy which was informed by Kugley et al. (2016) and that explores bibliographic databases to identify published literature, institutional websites for published and unpublished literature, and back-referencing from recent systematic reviews to ensure additional sources are identified.

2.2.1 Electronic Searches

We searched the following bibliographic databases:

- Business Source Premier (EBSCO)
- Academic Search Complete (EBSCO)
- EconLit – Via EBSCO Discovery Service
- RePEc – Via EBSCO Discovery Service
- World Bank e-Library – Via EBSCO Discovery Service
- Scopus (Elsevier)
- Web of Science

2.2.2 Searching Other Sources

The following institutional websites were searched:

Financial inclusion-specific institutions and web portals:

- CGAP: www.cgap.org
- Microbanking Bulletin: www.themix.org
- Microfinance Gateway: www.microfinancegateway.org
- Microfinance Network: www.mfnetwork.org
- SEEP: <http://www.seepnetwork.org>
- Grameen Foundation
- BRAC Research and Evaluation Division
- Alliance for Financial Inclusion
- Accion Center for Financial Inclusion

Multilateral and bilateral and non-governmental donor organizations:

- World Bank (WB e-library was searched within EBSCO's Discovery Service but will also be searched and screened online via the World Bank's website)
- African Development Bank
- Asian Development Bank
- Inter-American Development Bank
- DFID – R4D website
- USAID

Research institutions and research networks:

- Center for Global Development
- J-PAL
- 3ie databases on systematic reviews
- ELDIS
- SSRN
- ResearchGate
- Academia.edu

After completing the screening process, we ran citation searches on included meta-studies in Google Scholar, Scopus and Web of Science to identify more recent systematic reviews and or meta-analyses not retrieved in database searches.

We piloted our key search terms (see Appendix 1 for full search strategies) and ran preliminary searches in EconLit (EBSCO) (510 hits), Scopus (1035 hits), RePEc (EBSCO) (238 hits), Academic Search Complete (EBSCO) (366 hits), and Web of Science (2014 hits). Search strategies were constructed using both textwords (title/abstracts) and where available index terms. Each strategy consisted of 3 parts – Intervention (financial inclusion, microfinance and other relevant terms), Study design (adapted from 3ie’s search filter for its systematic review database), and LMICs (adapted from the Cochrane EPOC Group’s LMICs filter based on World Bank definition of LMICs). We adjusted our search strategy for each database and web source. No restriction was placed on language of papers but all searches were limited to 2010 onwards (rationale provided above). We adopted a snowballing (also called reference harvesting) approach to ensure we have not missed any key systematic reviews and or meta-analyses. We also consulted our advisory board to get their views on the sample of included studies and highlight any omissions. We ensured that our searches for all relevant databases were up to date, i.e. they were updated within 12 months before publication of our study. In addition, we approached leading authors working on financial inclusion topics to double check that we are not missing out on any relevant ongoing studies.

2.3 Data Collection and Analysis

2.3.1 Selection of Studies

Two research assistants (RAs) screened all titles and abstracts of the studies identified by the academic and grey literature searches. Any disagreements were discussed and reconciled. The two review authors (MD and PM) independently reviewed each meta-study marked for inclusion by the RAs to confirm the inclusion decision. Full texts were obtained and screened when a decision could not be made based on title and abstract screening. Disagreements were resolved by discussion or by involving a third party (e.g. a member of the advisory board) if a consensus could not be reached.

A PRISMA flow diagram is presented in the results section (below) to summarise the study selection process and a table with excluded studies along with the reasons for exclusion is included in Appendix 5 – see results section for more in depth discussions.

2.3.2 Selection of Studies

Data was extracted by three RAs using the KoBo Toolbox¹⁶ which allowed conversion to an Excel spreadsheet. The extracted data was independently checked by the two review authors (MD, PM). In case of disagreements, they were resolved by discussion. The original authors of included systematic reviews and meta-analyses were contacted where data were missing.

We extracted data on the following areas (for details see Table 1 below which was informed by Snijtsveit et al. 2014):

1. Context

¹⁶ <http://www.kobotoolbox.org/>

2. Type of intervention
3. Type of review, design and methods used
4. Outcome measures
5. Quality assessment
6. Study results and findings

We extracted the most detailed data (also numerical data if it was available) to allow similar analyses of included studies.

We extracted information at the systematic review level. However, for systematic reviews classified as high and medium confidence, when necessary, we also extracted information at the primary study level on, e.g. especially individual programme design, quality, etc.

Table 1: Data extraction form (template)

Data extraction items	Details
1. Context	<ul style="list-style-type: none"> • Source • Author • Publication year • Geographical focus (e.g. continent, countries, regions) • Funding source
2. Type of intervention	<ul style="list-style-type: none"> • Details of the population as discussed in the reviews (e.g. household, individual, enterprise; type of finance user, i.e. multiple borrower/saver, repeat borrower/saver; gender or other person characteristics, e.g. women focus or youth focus) • Broad category – type of product/service offered, ensure intervention has at least one essential financial service element • Detailed sub-category of product (e.g. credit to existing businesses only, group savings account, etc.) • Comparator, i.e. comparing against nothing at all or against the next best alternative • Duration of intervention (e.g. length of exposure to intervention) • Modality of intervention – group vs individual • Location of intervention – urban/rural • Focus on women only (yes/no)
3. Type of review; design and methods	<ul style="list-style-type: none"> • Research question and review objectives – list actual question, plus clearly stated (yes/no) • Inclusion criteria – clearly stated (yes/no) • Search methods - e.g. number of databases, dates of search provided, search strategy/key words provided, additional search methods reported, any search restrictions (by language, timeframe?)

Data extraction items	Details
	<ul style="list-style-type: none"> • Study selection methods – clearly reported (yes/no), independent screening, full text review, consensus procedure for agreements • Number of included studies • Types of included studies • Types of data extraction methods - clearly reported (yes/no), independent screening • Types of data synthesis approaches (quantitative/qualitative) • Subgroup analysis conducted (yes/no) • Discussion of publication bias (yes/no)
4. Outcome measures	<ul style="list-style-type: none"> • Outcome definition, i.e. type of outcome measure to be grouped by social, economic, behavioural • Unit of measurement (e.g. at household or individual level, composition of empowerment indices)
5. Quality assessment	<ul style="list-style-type: none"> • Quality of review methods, their use and application – to be assessed using data extracted as part of ‘3. Type of review; design and methods’ which will feed into AMSTAR rating • GRADE rating provided (yes/no) • Name of other quality assessment tools and their quality scores • Researcher bias/Conflict of interest
6. Study results and findings	<ul style="list-style-type: none"> • For each outcome: <ul style="list-style-type: none"> ○ Sample size ○ Type of effect size ○ Magnitude and direction of effect size, if reported, to allow comparison across included studies

Criteria for determination of independent reviews (see MECIR checklist, items 40 and 42)

Some of the meta-studies in our study sample have been published in multiple places, for instance as a Campbell systematic review but also as a peer-reviewed journal article (e.g. Vaessen et al. 2014). Or they have been published on DFID’s R4D website as well as a peer-reviewed journal article (e.g. Stewart et al. 2012). Where this is the case, we treated them as duplicate reviews and extracted data from the most comprehensive version. Where we identified multiple versions of the same systematic review or meta-analysis, we only included the latest updated version.

An issue that remains after removing duplicate systematic reviews and meta-analyses is overlap. In our sample of included meta-studies, we find reviews that included some of the same primary studies. One way to address overlap is to present a matrix (see Polanin et al. 2017) that includes all primary studies captured in the systematic reviews with a high and medium confidence rating, which allows us to understand the extent of overlap, i.e. which primary studies were included in which one of the high confidence

systematic reviews in our study sample. A more detailed discussion on this can be found in the 'Results' section.

2.3.3 Assessment of Risk of Bias in Included Studies

Assessment of methodological quality of included reviews (see MECIR checklist, items 52, 53 and 54)

The risk of bias of the included meta-studies was assessed using the 3ie critical appraisal checklist¹⁷, which is a variation of the checklist developed by the Specialist Unit for Review Evidence (SURE) in 2013. The objective of the original SURE¹⁸ checklist was to allow a critical appraisal to ensure that minimum levels of methodological rigour are met across included meta-studies. We explored and added extensions to the 3ie checklist in collaboration with 3ie and added a critical appraisal component that captures the explicit use of theory in meta-studies and to what extent an analysis of the causal chain has been undertaken; we discuss this in depth in the 'Results' section.

Furthermore, to corroborate the findings of the 3ie critical appraisal checklist, we also employed the 'A Measurement Tool to Assess systematic Reviews' (AMSTAR 2) developed by Shea et al. (2017), which is often used in the context of Cochrane overview studies. AMSTAR 2 is building on the original AMSTAR tool developed by Shea et al. (2007). It has 16 criteria¹⁹ and each is given a rating: 'yes', 'partial yes' or 'no', allowing the user to make a broad assessment of the quality of the included meta-studies. Table 2 below summarises the key assessment criteria of both the 3ie checklist and the AMSTAR 2 tool to clarify on what basis reviews were classified as low or medium/high confidence studies.

¹⁷

http://www.3ieimpact.org/media/filer_public/2012/05/07/quality_appraisal_checklist_srdatabase.pdf

¹⁸ https://www.cardiff.ac.uk/__data/assets/pdf_file/0005/212756/SURE_SR-Checklist_2015.pdf

¹⁹ See online checklist for details: https://amstar.ca/Amstar_Checklist.php

Table 2: Overview of the critical appraisal tools' main quality assessment criteria

3ie critical appraisal checklist	A MeaSurement Tool to Assess systematic Reviews (AMSTAR 2)
<ul style="list-style-type: none"> • Inclusion criteria reported • Reasonably comprehensive search strategy • Appropriate review time period • Bias in selection of articles avoided • Characteristics and results of included studies reliably reported • Clear methods of analysis, including for calculating effect sizes • Extent of heterogeneity discussed • Findings of relevant studies appropriately combined relative to the question and available data • Evidence appropriately reported • Assessment of factors explaining differences in results • Consideration of aspects that may lead to questionable results • Consideration of mitigating factors for reliability • Use of programme theory of change* • Qualitative evidence incorporated in theory design* • Outcomes analysed along causal chain* • Qualitative evidence incorporated in analysis* • Qualitative evidence incorporated in other aspects* • Findings from quantitative and qualitative evidence integrated* • Quantitative and qualitative evidence integrated in conclusions and implications* 	<ul style="list-style-type: none"> • Research questions and inclusion criteria reported with PICO (Population, Intervention, Comparator, Outcome) • Review methods established prior to review; deviations from protocol reported • Selection of included study designs explained • Comprehensive literature search strategy used • Study selection performed in duplicate • Excluded studies listed and justified • Included studies described in adequate detail • Satisfactory technique used for assessing risk of bias • Sources of funding of the included studies reported • If meta-analysis: appropriate methods used for statistical combination of results • If meta-analysis: impact of risk of bias considered • Risk of bias considered in interpretation and discussion of results • Heterogeneity discussed and explained • If quantitative synthesis: publication bias considered • Conflicts of interest and funding for the review reported
<p>Possible result classes:</p> <ul style="list-style-type: none"> • Low confidence • Medium confidence • High confidence 	<p>Possible result classes:</p> <ul style="list-style-type: none"> • Critically low quality • Low quality • Moderate quality • High quality

Note: * indicates criteria to capture use of theory and causal chain analysis, added after discussions with 3ie. See Appendix 7 for full versions of both quality appraisal tools.

We classed as medium-low or medium-confidence any meta-studies that were classed either as at least “moderate quality” using the AMSTAR 2 tool or “medium confidence” using the adapted 3ie checklist. We classed as medium-high or high-confidence those meta-studies that were classed as “high quality” or “high confidence” by at least one of the tools. We excluded from the final in-depth analysis any studies that were classed lower than medium-low confidence, i.e. were not classed as at least “moderate” or “medium” by either of the tools. Instead of “quality”, throughout this review we use the term “confidence”, to highlight clearly distinction between the different levels of confidence in the absence of bias that we can have in the included studies.

The 3ie critical appraisal checklist and AMSTAR 2 tool were applied independently by the RAs and both review authors (MD, PM), and disagreements were resolved by discussion or by involving a third party (e.g. a member of the advisory board) if a consensus could not be reached.

Assessment of the quality of the evidence in reviews (see MECIR checklist, items 61, 76 and 77)

We attempted to extract GRADE ratings from each included meta-study to assess the quality of the evidence. However, all except one of the included reviews adopted quality assessment approaches other than GRADE. Where this was the case, we reported the tool that was used and recorded its overall quality score, if one was given. We adapted the GRADE criteria related to risk of bias, inconsistency, imprecision, indirectness and publication bias (Guyatt et al. 2008²⁰) to suit the purpose of our systematic review of reviews. We employed revised GRADE criteria only for the meta-studies that achieved a medium or high confidence rating. This work was conducted independently by one RA with involvement of both review authors (MD, PM), and disagreements were resolved by discussion or where necessary by involving a third party (i.e. a member of the advisory board).

2.3.4 Data Synthesis

The meta-studies we included have included primary studies that employed quantitative, qualitative and mixed methods approaches. Hence, many of the meta-studies in our study sample have adopted a narrative synthesis approach to deal with the methodological diversity of their included primary studies (e.g. Stewart et al. 2010 and 2012, Duvendack et al. 2011). In some cases, however, meta-analysis was feasible and was the preferred synthesis approach (e.g. Yang and Stanley 2013, Awaworyi 2014, Lee et al. 2016). In very few cases, a combination of qualitative and quantitative synthesis approaches was found (e.g. Vaessen et al. 2014).

Having reviewed the various synthesis methods set out by Barnett-Page and Thomas (2009), we decided to adopt a narrative synthesis approach, as this accommodates both quantitative and qualitative information and is thus best suited for the diversity of the studies we included.

Quantitative information

Some of the systematic reviews in our sample have taken a statistical meta-analytical approach; where this was the case, we reported the average effects sizes for all

²⁰ A good overview of all GRADE related papers can be found here: <http://bestpractice.bmj.com/info/toolkit/learn-ebm/what-is-grade/>

outcomes for all medium- and high-confidence reviews²¹. We refrained from calculating the weighted average pooled effect sizes due to the high levels of heterogeneity in our sample of included studies. We are dealing with two levels of heterogeneity, at the primary study level - i.e. studies included in each systematic review are highly heterogeneous - but also at the systematic review level where heterogeneity dominates which causes additional problems in terms of clustering interventions and outcomes in meaningful ways. In the attempt to ensure comparability across studies, we have translated all effect sizes into common metrics, using Polanin and Snilstveit (2016).

Qualitative information

The majority of the included systematic reviews have adopted a theory-based narrative synthesis approach. We present our findings according to the statistical information available in each systematic review, which is often a textual commentary. This commentary is enhanced by drawing on summary tables and figures using frequencies and percentages to describe and summarize the evidence we collected from the included reviews (see Smith et al. 2011 for suggestions for summary tables). Where possible, we also report findings in metrics of effect sizes and 95 percent confidence intervals, which occasionally requires the use of standard formulae to translate between effect sizes (e.g. see Sanchez-Meca et al. 2003 for guidance). As mentioned above, we would like to stress that, while we explored this reporting approach, we found it often had limited usefulness due to the very high levels of heterogeneity in a very small sample of medium- and high-confidence meta-analyses.

Baker et al. (2014) argue that the emphasis of systematic reviews of reviews should be on the presentation of the results and conclusions of the included reviews in accordance with their overall objectives. With this in mind, we organise our description of studies and synthesis by data extraction areas with a focus on outcome measures (as outlined above):

1. Context
2. Type of intervention
3. Type of review, design and methods used
4. Outcome measures
5. Quality assessment
6. Study results and findings

The findings from our theory-based mixed methods synthesis approach inform the conclusions of this study; we do not stray beyond the studies included in this review when discussing the implications for research and practice.

2.3.5 Subgroup Analysis and Investigation of Heterogeneity

We attempted to report sub-group analyses, adapting the PROGRESS-Plus checklist²² which was originally developed for Cochrane reviews focusing on health equity to

²¹ We explored the possibility of conducting a network meta-analysis (Ioannidis 2009) to synthesise the reviews that performed meta-analysis but our sample of meta-analyses was too small and the outcome variables and effect size calculations used in each individual meta-analysis too heterogeneous to allow a meaningful network meta-analysis.

²²

<http://methods.cochrane.org/sites/methods.cochrane.org/equity/files/public/uploads/EquityChecklist2012.pdf>, see also O'Neill et al (2014).

enhance our understanding of impact heterogeneity, i.e. impacts of certain elements of financial inclusion interventions may differ by gender, ethnic background, poverty level, etc. Thus, reporting sub-group analyses would allow us to comprehend which interventions (or elements thereof) may or may not be effective in relation to certain sub-groups in the population. However, it was very difficult to report any sub-group analyses and further unpack these drivers of heterogeneity as the reviews we included often did not provide further disaggregated information, they rather created broad categories lumping together a range of diverse outcomes and intervention types as a way to deal with high levels of heterogeneity.

2.3.6 Sensitivity Analysis

Where possible, we stratify the included systematic reviews by quality, i.e. confidence, rating (high, medium, low confidence) and explore whether the types of interventions or the number and/or types of the underlying primary studies play a role. We provide descriptive information on these topics for selected key outcomes.

3. Results

3.1 Description of Studies

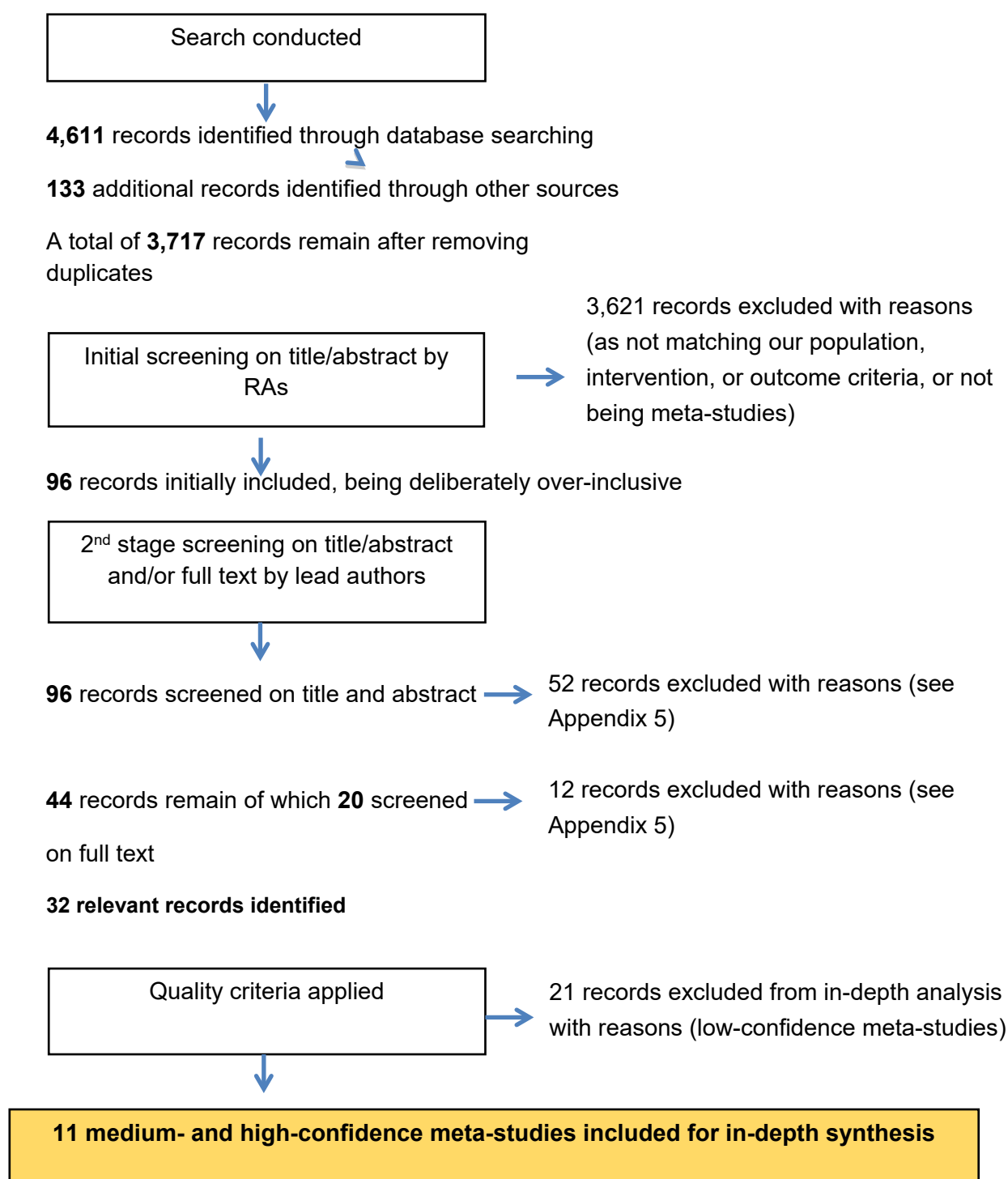
3.1.1 Results of the Search

We initially identified 4,611 records from searching 7 bibliographic databases. An additional 133 records were identified by trawling through websites of financial inclusion-specific institutions and research networks. Sophisticated search terms trialed during the protocol stage (see Appendix 1 for details) were used and adapted for websites that only allowed limited search functions.

After removing duplicates, 3,717 records were screened independently by title and abstract by 2 RAs, with quality assurance from both lead review authors (MD and PM). Based on title and abstract screening, 3,621 records were removed, leaving 96 records to be independently screened by the two lead review authors. Of these 96 records, 52 were excluded based on title and abstract screening. 20 records required full text review, which led to exclusion of an additional 12 studies, i.e. a total of 64 studies were excluded (see Appendix 5 for details) leaving a final sample of 32 studies for data extraction – Figure 2 below provides more details.

After the search and screening process, a quality appraisal was conducted (described in section ‘Risk of bias in included studies’), which disaggregated the sample of 32 included studies by levels of confidence. 21 studies were classified as low-confidence and 11 studies as medium- or high-confidence (see section on ‘Assessment of risk of bias in included studies’, above, and Appendix 7). As outlined in the protocol (Duvendack and Mader 2018), the in-depth synthesis presented in this report focuses on the 11 medium- and high-confidence studies only. As Appendix 9 shows with an overview of the results on the quality assessment criteria, 21 meta-studies were classified as low-confidence not on the grounds of a few specific criteria, but generally due to shortcomings on numerous criteria that contributed to their classification as low-confidence. Often, unclear or only partial reporting (rather than outright failure to meet particular criteria) played a role.

Figure 2: PRISMA flow diagram



3.1.2 Included Studies

Key Characteristics

Table 3 describes the key characteristics of the 32 included meta-studies. The table is split into two parts: the top half presents the summary characteristics of the 11 medium- and high-confidence studies, presents this information for the 21 low-confidence studies. Of the 32 studies, 22 had global geographical coverage, while 5 focused on South Asia, 2 on Sub-Saharan Africa and in the case of 3 studies the geographical focus was not explicitly mentioned but it can be assumed that the focus was global.

The meta-studies covered a range of financial inclusion interventions (Appendix 3 provides details on the main research questions of each of the included reviews). We categorized studies by 5 broad intervention types: microcredit, microinsurance, microsavings, community-based savings groups, and broader/mixed microfinance interventions. The latter category mainly refers to interventions that provided either a mixture of services or an unclear combination of services; it may also contain further sub-intervention types, such as financial literacy or financial skills training, money transfers and other types of activities which the studies themselves may or may not specify. The table below indicates that out of 32 studies, the majority of studies (n=19) focused on one intervention type – predominantly microcredit (6 studies) or micro-savings/community-based savings groups (CBSGs) (also 6 studies) – followed by 4 studies covering two types, 6 studies covering three types and 3 studies being broader, covering four or five intervention types (2 and 1 studies, respectively). In Appendix 4, we provide additional information describing the included studies, disaggregating them using PICOS²³ criteria and level of confidence to get a better overview of which sub-themes are covered by how many and by what proportion of reviews.

²³ As discussed above, PICOS stands for Population-Intervention-Comparison-Outcome-Study design and determines eligibility for inclusion or exclusion of studies. We adapted these criteria to suit our purposes.

Table 3: Summary of included meta-studies 11 medium- and high-confidence meta-studies (included for in-depth synthesis):

Authors	Year	Source	Type of meta-study	Geographic focus	Broad outcome categories	Confidence	Participants	Financial inclusion category					No of primary studies
								Micro-credit	Micro-insurance	Micro-savings	CBSGs	Mixed micro-finance	
Steinert et al.	2018	Peer-reviewed journal	Systematic review & Meta-analysis	Sub-Saharan Africa	Economic, social and behavioural	High	Household, individual, microenterprise			X			27
Vaessen et al.	2013	Final report	Systematic review & Meta-analysis	Global	Gender	High	Individual	X					25
Brody et al.	2015	Final report	Systematic review & Meta-analysis	Global	Gender	Med-high	Individual, group				X		34
Stewart et al.	2012	Working paper	Systematic review	Global	Economic	Med	Household, individual	X		X		X	17
Duvendack et al.	2011	Technical report	Systematic review	Global	Economic, social, gender and mixed	Med	Household, individual, microenterprise	X				X	58

Orton et al.	2016	Peer-reviewed journal	Systematic review	Global	Social, gender and behavioural	Med-low	Household, individual	X			X	X	31
Gopaldaswamy et al.	2016	Working paper	Systematic review & Meta-analysis	South Asia	Economic, social and gender	Med-low	Household, individual, microenterprise	X	X	X	X	X	69
Peters et al.	2016	Technical report	Systematic review	South Asia	Economic, social and gender	Med-low	Household, individual, Communities	X	X	X	X		20
Stewart et al.	2010	Technical report	Systematic review	Sub-Saharan Africa	Economic, social and gender	Med-low	Household, individual, microenterprise	X		X			15
Chliova et al.	2015	Peer-reviewed journal	Systematic review & Meta-analysis	Global	Economic, social and gender	Med-low	Household, individual, microenterprise	X					90
Kennedy et al.	2014	Peer-reviewed journal	Systematic review	Global	Gender and behavioural	Med-low	Individual	X			X	X	12

Table 4: 21 low-confidence meta-studies (not included in-depth synthesis):

Authors	Year	Source	Type of meta-study	Geographic focus	Broad outcome categories	Confidence	Participants	Financial inclusion category					No of primary studies
								Micro-credit	Micro-insurance	Micro-savings	CBSGs	Mixed micro-finance	
Habib et al.	2016	Peer-reviewed journal	Systematic review	Global	Economic, social and behavioural	Low	Household individual		X				23
Lorenzetti et al.	2017	Peer-reviewed journal	Systematic review	Global	Social and behavioural	Low	Household individual	X	X		X	X	35
Cole et al.	2012	Technical report	Systematic review	Global	Behavioural	Low	Household individual		X				13
Maître & Niño-Zarazúa	2017	Working paper	Systematic review	Unclear	Economic	Low	Household individual microenterprise village					X	54
Pande et al.	2012	Working paper	Systematic review	Global	Economic	Low	Household individual microenterprise				X		12
Apostolakis et al.	2015	Peer-reviewed journal	Systematic review	Global	Economic and social	Low	Household individual program/institution		X				64

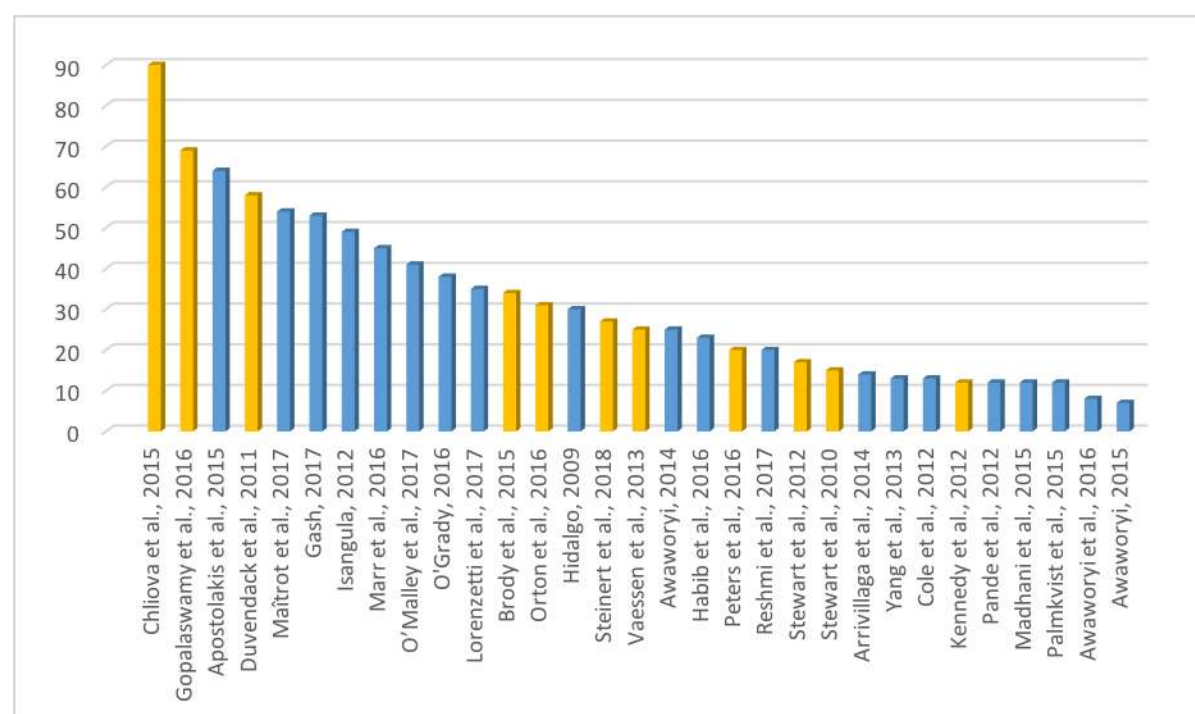
Arrivillaga & Salcedo	2014	Peer-reviewed journal	Systematic review	Global	Social	Low	Household individual	X	X	X	14
Bhageerathy et al.	2017	Peer-reviewed journal	Systematic review	South Asia	Behavioural	Low	Household individual			X	20
Awaworyi Churchill et al.	2016	Peer-reviewed journal	Systematic review & Meta-analysis	South Asia	Economic	Low	Household individual	X			8
Awaworyi Churchill	2015	Book chapter	Systematic review & Meta-analysis	Global	Gender	Low	Individual	X	X	X	7
Madhani et al.	2015	Peer-reviewed journal	Systematic review	South Asia	Gender and social	Low	Individual			X	12
Marr et al.	2016	Peer-reviewed journal	Systematic review	Global	Behavioural	Low	Individual		X		45
O'Malley & Burke	2017	Peer-reviewed journal	Systematic review	Unclear	Social, gender and behavioural	Low	Household individual	X		X	41
Awaworyi Churchill	2014	Working paper	Systematic review & Meta-analysis	Global	Economic	Low	Household individual microenterprise	X			25
Gamage et al.	2017	Working paper	Systematic review	Global	Economic, social, gender and behavioural	Low	Household individual community group			X	594
Gash	2017	Learning brief	Systematic review	Global	Economic, social and gender	Low	Household individual			X	53

Hidalgo	2009	Master's thesis	Systematic review & Meta-analysis	Global	Economic	Low	Household individual microenterprise	X				30
Isangula	2012	Peer-reviewed journal	Systematic review	Unclear	Social, gender and behavioural	Low	Individual	X		X	X	49
O'Grady	2016	Coursework	Systematic review	Global	Economic	Low	Individual	X		X		38
Palmkvist & Lin	2015	Bachelor's Thesis	Systematic review	Global	Gender	Low	Individual			X		12
Yang & Stanley	2013	Working paper	Systematic review & Meta-analysis	Global	Economic	Low	Household individual	X				13

Notes: We explain the confidence categories in more depth in the section 'Assessment of methodological quality of included reviews'.

The number of primary studies included in each of the 32 studies varied, ranging from 7 to 594 studies, as outlined in Figure 3 below. The mean value of included primary studies across the 32 studies is 49; however, this mean value is driven up by Gammage et al. (2017), who included 594 studies. Removing Gammage et al. (2017), we arrive at a mean value of 31 primary studies per review, with a range of 7 to 90 studies. This potentially raises the issue of small-sample bias, which we will discuss in the ‘Discussion’ section, further below.

Figure 3: Number of primary studies per meta-study (11 medium-/high-confidence meta-studies highlighted)



Note: Gammage et al. (2017) is excluded from this figure as it includes 594 primary studies.

Table 5: Synthesis methods used by meta-studies of different confidence levels

Type of synthesis method	Number of meta-studies	% of meta-studies	21 low confidence meta-studies		11 medium/high confidence meta-studies	
			Number	%	Number	%
Quantitative synthesis methods	7	22	5	24	2	18
Narrative synthesis methods	17	53	12	57	5	45
Mixed quantitative-narrative synthesis methods	8	25	4	19	4	37
Total	32	100	21	100	11	100

Outcomes

A wide range of intervention types across broad geographical focal areas are examined across the 32 included studies. The coverage in terms of outcomes is equally broad, as presented in Table 5.

To grapple with the sheer number of outcomes identified across the 32 included studies, we categorised them by 5 broad outcome categories, with further sub-categories: Behavioural, economic, gender, social and, finally, mixed outcomes when they could not be clearly slotted into any of the other 4 outcome categories (in the synthesis of results, this mixed category was not used, and rather these outcomes were integrated into the other four categories). A total of 183 outcomes are reported with 87 outcomes reported across the 11 medium- and high-confidence studies and 96 outcomes reported across the 21 low confidence studies. All studies report on multiple (sub-) outcomes across all broad outcome categories.

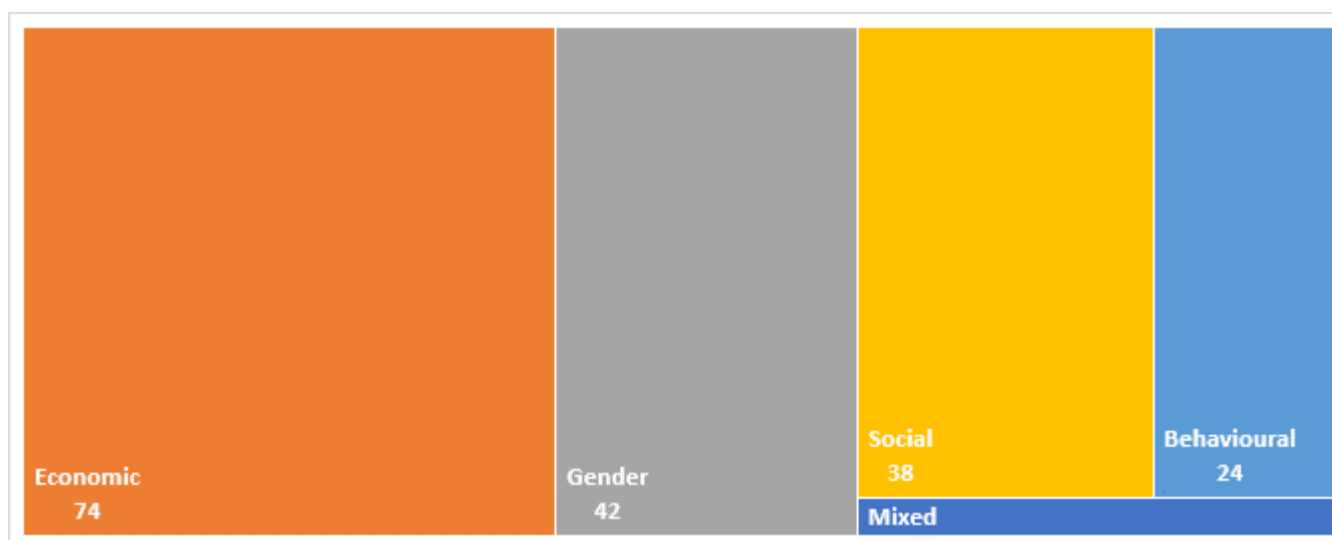
Table 6: Summary of included studies by synthesis approach and number of outcomes reported

Study	No. of reported outcomes	How is the outcome reported?			Type of outcome - broad category				
		Meta-analysis result	Mixed quant-qual approach	Narrative synthesis	Behavioural	Economic	Gender	Social	Mixed
Total	183	63	24	96	22	72	38	37	14
11 medium- and high-confidence studies	87	35	12	40	8	41	17	16	5
Steinert et al. (2018)	14	14	0	0	4	9	0	1	0
Vaessen et al. (2013)	1	1	0	0	0	0	1	0	0
Brody et al. (2015)	7	5	1	1	0	0	7	0	0
Stewart et al. (2012)	9	0	0	9	0	9	0	0	0
Duvendack et al. (2011)	11	0	11	0	0	2	2	2	5
Orton et al. (2016)	5	0	0	5	1	0	1	3	0
Gopaldaswamy et al. (2016)	12	6	0	6	0	8	2	2	0
Peters et al. (2016)	3	0	0	3	0	1	1	1	0
Stewart et al. (2010)	12	0	0	12	0	6	1	5	0
Chliova et al. (2015)	9	9	0	0	0	6	1	2	0
Kennedy et al. (2014)	4	0	0	4	3	0	1	0	0
21 low-confidence studies	96	28	12	56	16	33	25	22	0
Habib et al. (2016)	6	0	0	6	3	1	0	2	0
Lorenzetti et al. (2017)	4	0	0	4	1	0	0	3	0
Cole et al. (2012)	2	0	2	0	2	0	0	0	0
Maïtrot & Niño-Zarazúa (2017)	2	0	0	2	0	2	0	0	0
Pande et al. (2012)	5	0	5	0	0	5	0	0	0
Apostolakis et al. (2015)	2	0	0	2	0	1	0	1	0
Arrivillaga & Salcedo (2014)	2	0	0	2	0	0	0	2	0
Bhageerathy et al. (2017)	2	0	0	2	2	0	0	0	0
Awaworyi Churchill et al. (2016)	4	4	0	0	0	4	0	0	0
Awaworyi Churchill (2015)	10	10	0	0	0	0	10	0	0
Madhani et al. (2015)	3	0	3	0	0	0	2	1	0
Marr et al. (2016)	2	0	0	2	2	0	0	0	0

Study	No. of reported outcomes	How is the outcome reported?			Type of outcome - broad category				
		Meta-analysis result	Mixed quant-qual approach	Narrative synthesis	Behavioural	Economic	Gender	Social	Mixed
O'Malley & Burke (2017)	5	0	0	5	3	0	1	1	0
Awaworyi Churchill (2014)	13	13	0	0	0	13	0	0	0
Gammage et al. (2017)	7	0	0	7	2	2	2	1	0
Gash (2017)	12	0	0	12	0	2	1	9	0
Hidalgo (2009)	1	0	1	0	0	1	0	0	0
Isangula (2012)	8	0	0	8	1	0	5	2	0
O'Grady (2016)	1	0	1	0	0	1	0	0	0
Palmkvist & Lin (2015)	4	0	0	4	0	0	4	0	0
Yang & Stanley (2013)	1	1	0	0	0	1	0	0	0

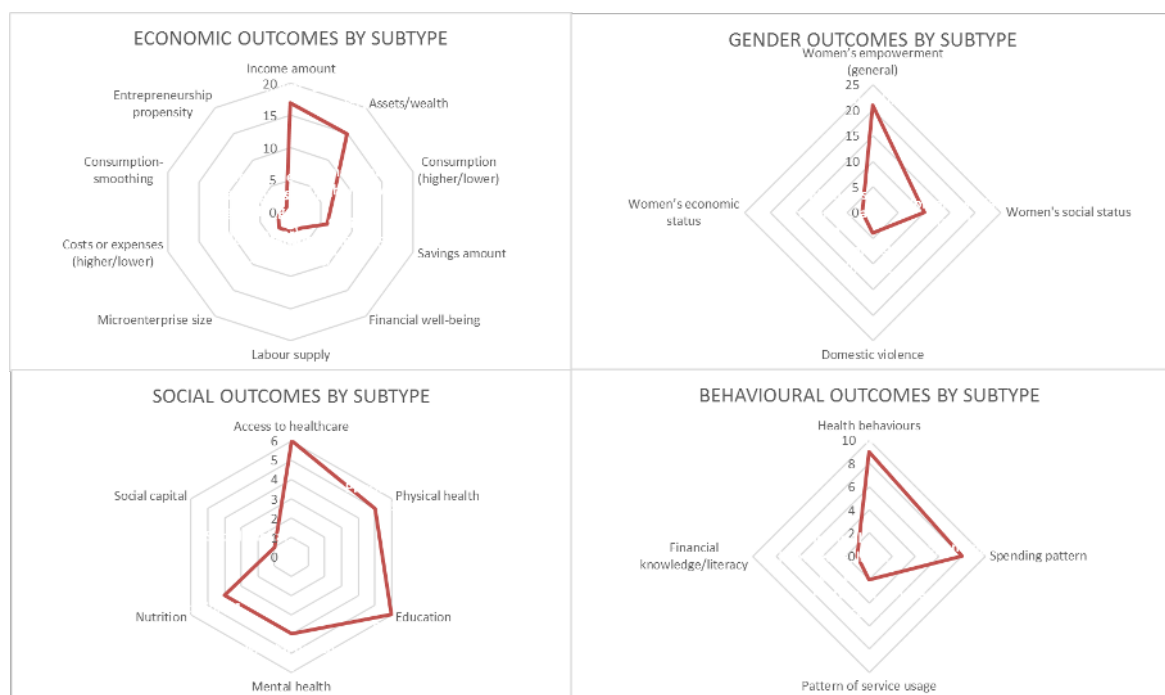
Looking across the 32 included studies, the number of outcomes by broad outcome category are as follows (see Figure 4), a clear focus on economic outcomes (reported 74 times), followed by gender (reported 42 times), social (reported 38 times) and behavioural outcomes (reported 24 times) can be observed.

Figure 4: Number of outcomes by broad category



It is worth breaking down these broad outcome categories into further sub-categories to better understand the high levels of heterogeneity within each broader category across all the 32 reviews we included.

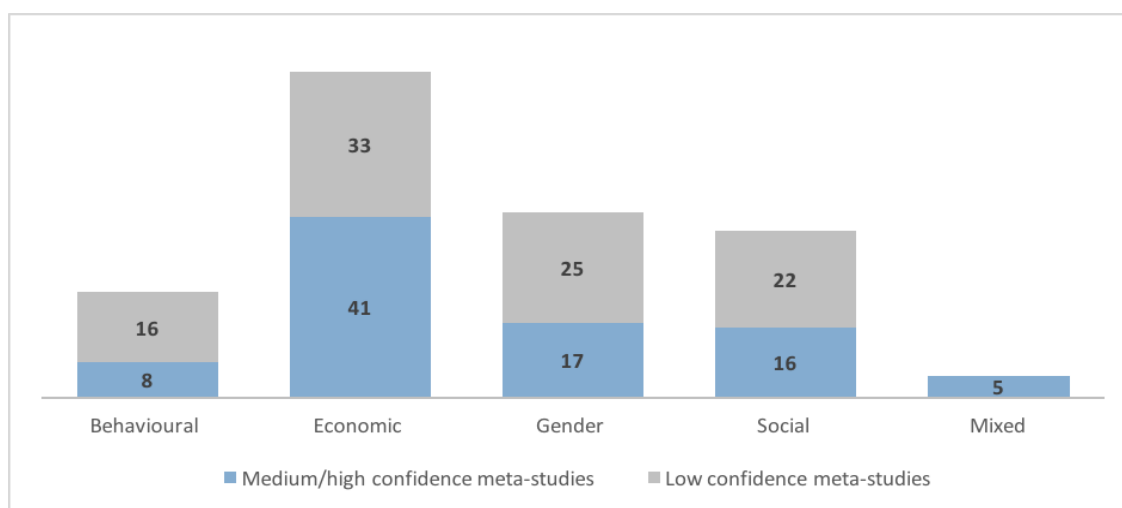
Figure 5: Broad outcome category by outcome sub-category/type



From the collation of charts under Figure 5, we can see a wide range of sub-categories within each of the broader outcome categories. For instance, within economic outcomes, income (reported 17 times) and assets/wealth (reported 15 times) clearly dominate, followed by consumption (reported 7 times), and savings amount (reported 6 times) and financial well-being, labour supply, size of microenterprise, reported only 3 times. Within the broader gender category, women's empowerment is mostly reported in general terms (21 times), followed by women's social status (10 times). The picture is more mixed when looking at what we categorised as "social" outcomes, where access to healthcare and education are reported 6 times each, followed by physical health (reported 5 times), mental health and nutrition (reported 4 times each). Behavioural outcomes appear equally mixed, with health behaviours (largely due to two health-oriented meta-studies) and spending patterns/behaviour dominating, reported 9 and 8 times, respectively. Overall, high levels of heterogeneity of outcome categories and sub-categories can be found across the 32 included systematic reviews. It is also worth noting that many of the outcomes we identified seem to be located in the early stages of the causal chain; we discuss this in more depth further below.

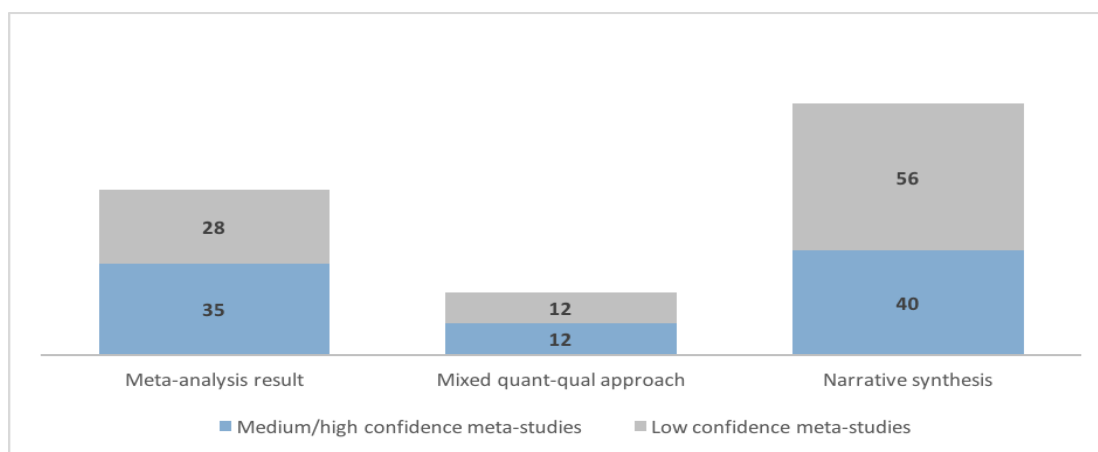
To examine how this information may differ by quality of studies, we have distilled elements of Table 4 into additional graphics to highlight key insights. Figure 6 below presents the number of outcomes reported, comparing medium- and high-confidence studies with low confidence studies. In line with the findings above, economic outcomes still dominate across all studies, irrespective of quality, followed by gender and social outcomes.

Figure 6: Number of outcomes by outcome type



Worth examining also is the number of outcomes reported by type of synthesis approach, as outlined in Figure 7, below. Irrespective of confidence level, the majority of outcomes are reported adopting a narrative synthesis approach, with only a third of outcomes reported using meta-analysis. Having said that, there is a slight tendency for the higher-confidence meta-studies to report meta-analytical findings, which can be explained by the higher number of meta-analyses and mixed approaches classified as medium or high confidence meta-studies.

Figure 7: Number of outcomes by synthesis approach

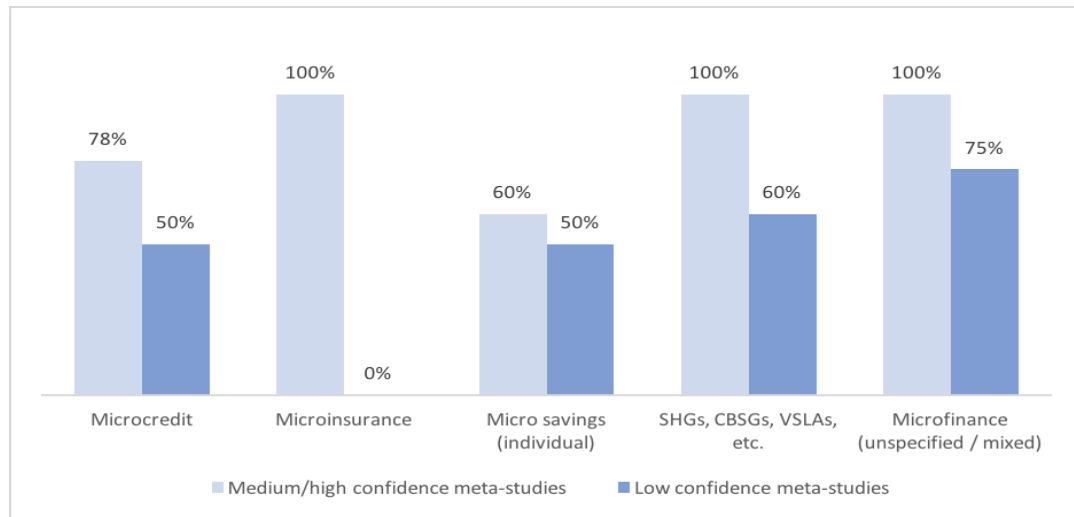


Gender

Given the prominence of gender outcomes in our 32 included meta-studies, and the specific targeting of women by many financial inclusion interventions, we should note that in our sample of medium- and high-confidence studies 73 percent focus on gender issues while only 43 percent of the low confidence studies have a gender focus. Figure 8 provides further disaggregated information on the proportion of meta-studies focusing on women, by type of financial inclusion intervention. We have adopted the 5 broad categories we had outlined above and find that within our sample of medium- and high-confidence studies, 100 percent of the general microfinance, micro-insurance and community-savings interventions focus on women. 78 percent of reviews of micro-credit interventions focus on women, while it is 60 percent for micro-savings schemes. The

picture is more mixed among the sample of low confidence studies, where only 50 percent of the reviews of micro-credit and micro-savings focus on women.

Figure 8: Proportion of meta-studies focusing on women, by financial inclusion category



3.1.3 Excluded Studies

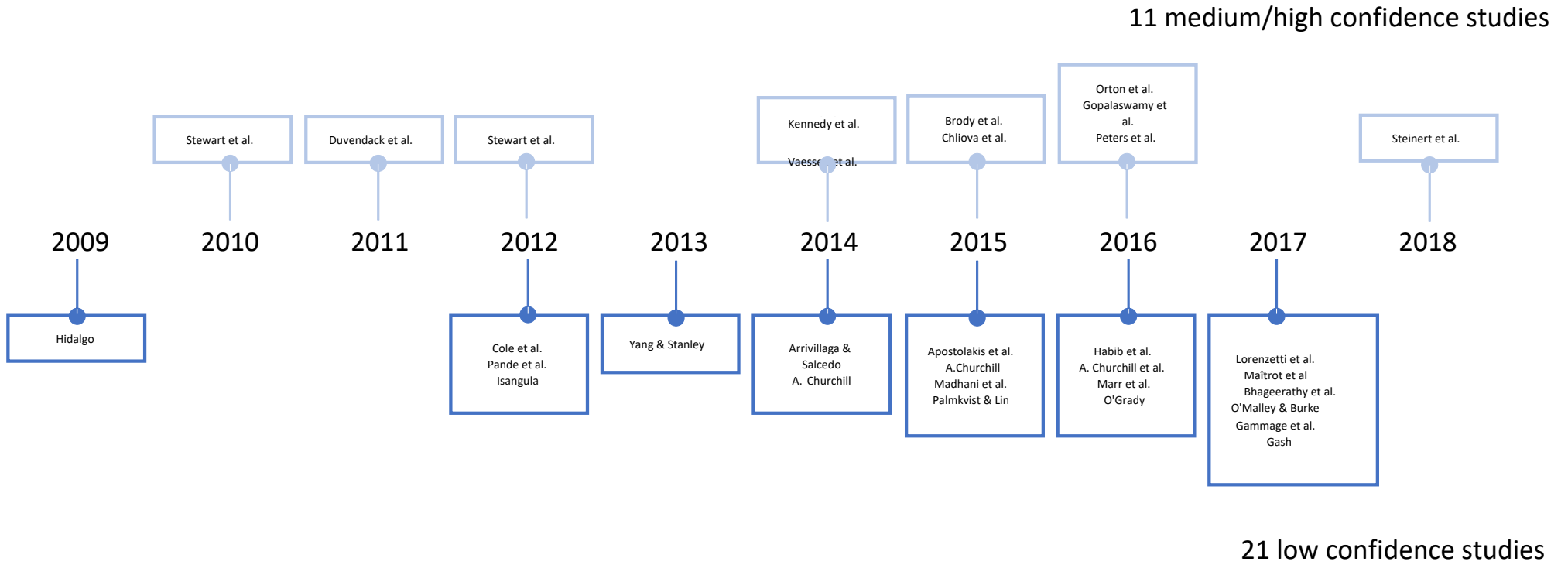
During title and abstract as well as full-text screening by the two lead authors, 64 studies (details in Appendix 5) were excluded, largely because of not meeting the inclusion criteria for ‘types of intervention’ – this applies to 27 studies, which did not address at least one or more type of intervention that clearly aimed at financial inclusion. 11 studies did not meet the inclusion criteria for ‘types of reviews’ or ‘study design’; notably, some studies were labelled by their authors as systematic reviews, but did not meet basic criteria for any systematic review or the definition we put forward in the ‘Methods’ section. One study did not meet the inclusion criteria for ‘types of participants’, or ‘population’, and 25 additional duplicates were identified.

3.1.4 Independence of Reviews - Overlap

Given that all our included meta-studies were published within less than a decade of one another (see Figure 9, below), the question of overlap arises. In other words, it is highly likely that many of our included reviews have common interests and overlap in terms of the main review questions they pose (see Appendix 3 for an overview of review questions of all included studies). Overlap can also occur in all or some aspects of the PICOS criteria (see Appendix 4 for a breakdown of the proportion of reviews covering common PICOS criteria).

Our strategy to deal with overlap was to closely examine the main review questions of each of the reviews and to investigate whether our 32 included studies would draw on the same core pool of primary studies for synthesis and policy recommendations. In case of considerable overlap, we were prepared to remove the review(s) in question in order to avoid duplication.

Figure 9: Publication years for all 32 meta-studies



Examining the review questions for overlap was less straightforward, as each review had very distinct focal areas (as presented in the section 'Description of studies', where we outlined the high levels of heterogeneity we found across all included studies, especially in terms of geographical focus but also in terms of types of interventions and outcomes). To investigate whether the same pool of primary studies had formed the basis of many of our reviews, we tasked two RAs to list all primary studies included in the 32 meta-studies and count how many times each of the included primary studies was included in the synthesis of each of the reviews. Contrary to our expectations, we found only limited overlap across all 32 meta-studies. Overlap within the pool of low-confidence studies was more substantial, compared to the medium- and high-confidence studies.

In the case of the 11 medium- and high-confidence studies (see Table 6), we find that the highest correlations occur between Chliova et al. (2015) and many of the earlier meta-studies, notably Stewart et al. (2010 & 2012 – a correlation of 47 percent for the latter), Duvendack et al. (2011) and Vaessen et al. (2014), which may be due to the broad scope of the Chliova et al. (2015) review. There is also considerable overlap between Duvendack et al. (2011) and Stewart et al. (2012) – 41 percent -, which is not surprising as both studies were published only a year apart and Stewart et al. (2012) clearly stated in their review that they built on and expanded (i.e. included micro-insurance and micro-leasings) on the evidence base synthesized by Duvendack et al. (2011). There is also notable overlap between Duvendack et al. (2011) and Gopaldaswamy et al. (2016), and it is less clear why this is the case. One explanation could be the focus on South Asia, because Duvendack et al.'s (2011) pool of included primary studies was dominated by evidence from South Asia while Gopaldaswamy et al. (2016) had a sole focus on South Asia.

However, none of the correlations in the pool of medium- and high-confidence studies exceeded 50 percent, which is different for the 21 low confidence studies (see Appendix 6 for details), where we found correlations of up to 83 percent (between Awaworyi et al. 2014; and Awaworyi et al. 2016) and 71 percent (between Awaworyi et al. 2014; and Awaworyi et al. 2015). The correlation between Awaworyi et al. (2016) and Maïtrot & Niño-Zarazúa (2017) is 67 percent and correlations between Maïtrot & Niño-Zarazúa (2017), Awaworyi et al. (2014) and Yang et al. (2013) are 83 percent. Lorenzetti et al. (2017) and Arrivillaga et al. (2014) are correlated by 43 percent. We would have certainly excluded at least one of the Awaworyi studies on the basis of these findings, but given they are both low-confidence, this was not necessary. In the 'Synthesis of results' section, we summarise only the results of the medium- and high-confidence meta-studies.

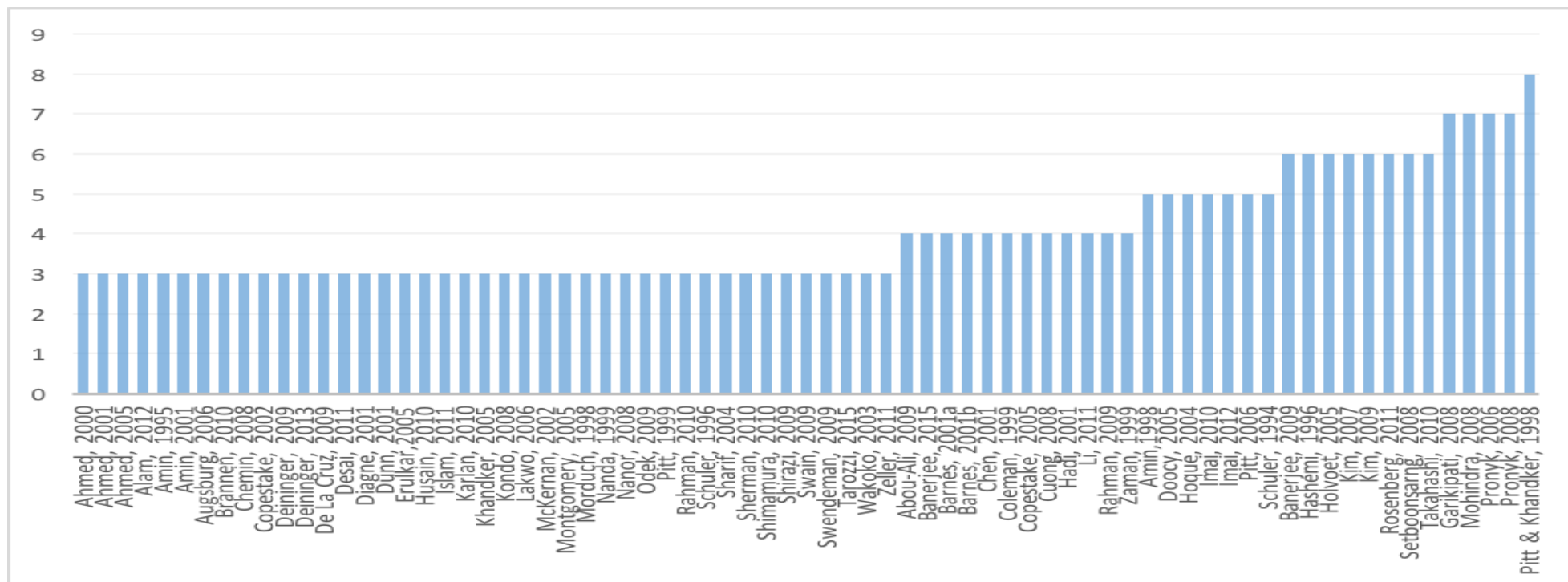
Table 7: Correlation matrix of medium/high confidence meta-studies to demonstrate overlap

	Chliova et al. 2015	Stewart et al. 2012	Duvendack et al. 2011	Orton et al. 2016	Kennedy et al. 2012	Stewart et al. 2010	Steinert et al. 2018 ²⁴	Gopaldaswamy et al. 2016	Brody et al. 2015	Vaessen et al. 2014	Peters et al. 2016
Chliova et al. 2015	100%	9%	29%	9%	1%	6%	0%	10%	5%	11%	0%
Stewart et al. 2012	47%	100%	41%	0%	0%	35%	0%	12%	0%	0%	0%
Duvendack et al. 2011	38%	10%	100%	6%	0%	4%	0%	42%	1%	8%	0
Orton et al. 2016	27%	0%	13%	100%	7%	7%	0%	7%	10%	10%	3%
Kennedy et al. 2012	8%	0%	0%	17%	100%	8%	0%	0%	33%	0%	0%
Stewart et al. 2010	43%	43%	21%	14%	7%	100%	0%	0%	0%	14%	0%
Steinert et al. 2018	0%	0%	0%	0%	0%	0%	100%	0%	0%	0%	0%
Gopaldaswamy et al. 2016	13%	3%	43%	3%	0%	0%	0%	100%	6%	7%	0%
Brody et al. 2015	15%	0%	3%	9%	12%	0%	0%	12%	100%	12%	0%
Vaessen et al. 2014	34%	0%	21%	10%	0%	7%	0%	17%	14%	100%	0%
Peters et al. 2016	0%	0%	0%	5%	0%	0%	0%	0%	0%	0%	100%

²⁴ There is indeed no overlap of Steinert et al. (2018) with any other review, this is largely due to the narrow focus of Steinert et al. (2018), i.e. only RCTs capturing microsavings interventions in the African context are included, but also due to the publication dates of many of the included studies (the majority of the included studies were published in 2016 and 2017).

A final point on overlap: we were curious to find out whether a particular set of studies would stand out and dominate some, or any, of our 32 meta-studies. The seminal paper by Pitt and Khandker (1998), we found, was included 8 times, which is particularly interesting, because this study has been criticized extensively due to challenges in replicating its original findings that cast doubts on its reliability (for an overview, see for example, Stewart et al. 2012, Duvendack et al. 2011). We discuss this issue in more depth in the section on ‘Assessment of methodological quality of primary studies included in reviews’. Studies by Mohindra et al. (2007), Pronyk et al. (2006 and 2008) and Garikipati (2008) were included 7 times, followed by Banerjee et al. (2009), Hashemi et al. (1996), Holvoet (2005), Kim et al. (2007 and 2009), Rosenberg et al. (2011), Setboonsarng et al. (2008) and Takahashi et al. (2010) which were all included 6 times. Figure 10 below lists all studies that were included 3 times or more in any of the 32 included meta-studies.

Figure 10: Number of included primary studies, 3 times or more



3.2 Risk of Bias in Included Studies

3.2.1 Assessment of Methodological Quality of Included Reviews

The quality appraisal or risk-of-bias process in the context of reviewing systematic reviews is different from the standard process commonly used in systematic reviews themselves. This is due to the unique methodological characteristics of systematic reviews, which need to be reflected in the quality appraisal criteria. As outlined in the section ‘Assessment of risk of bias in included studies’ and Table 2, above, two different tools exist to assess the quality of systematic reviews, without much consensus in the literature on which is to be preferred. Hence, we used both tools – AMSTAR 2⁽²⁵⁾ and an adapted version of the 3ie critical appraisal checklist²⁶ – to assess the quality (or, as we interpret the outcomes of this appraisal process: our *confidence* in their management of the risk of bias) of the 32 meta-studies that we included, as discussed in depth in the ‘Data collection and analysis’ section above.

AMSTAR 2 is based on 16 criteria, each allowing a rating of ‘yes’, ‘partial yes’, or ‘no’, adding up to a summary assessment of the quality of the systematic review. Shea et al. (2017) note, however, that there is an element of subjectivity in using the AMSTAR 2 tool, which requires users to exercise their own judgement in making final decisions on the quality of systematic reviews. AMSTAR emphasises formal elements of methods and analysis over other potentially important aspects such as content, thematic importance, or wider contribution to the literature, and thus could lead to exclusion of nonetheless important or useful reviews. The element of subjectivity is part of the reason for using another tool to corroborate and complement the findings of AMSTAR 2. There is a degree of overlap between AMSTAR 2 and the 3ie critical appraisal checklist (see Appendix 7 for details on both tools), but also some differences, especially in relation to assessing whether reviews analysed the intervention’s causal chain.

Given the importance of unpacking causal mechanisms to understand how, why and for whom an intervention works, we adapted the 3ie checklist to include criteria that relate to the explicit use of theory in meta-studies and to what extent an analysis of the causal chain is undertaken (see Appendix 7, Table A 7.2, section D1-D7). We find that none of the 32 included meta-studies scored very highly in this regard, suggesting that more encouragement would be needed to ensure reviewers explicitly incorporate theory in the systematic review process.

It is worth mentioning that AMSTAR 2 in particular very much focuses on technical and procedural aspects of the systematic review process, such as: did the meta-study include all components of PICO? Did the review authors perform study selection and data extraction in duplicate? Did authors use a satisfactory technique to assess risk of bias? Were appropriate statistical techniques used if meta-analysis was conducted? In the case of some of the reviews we examined, answers to these questions were not reported in the final published study, which may partially explain their low quality assessment; that is, why we have low confidence in their results. Lack of reporting of substantive issues related to processes, methods and data is a frequent occurrence, not

²⁵ See online checklist for details: https://amstar.ca/Amstar_Checklist.php

²⁶

http://www.3ieimpact.org/media/filer_public/2012/05/07/quality_appraisal_checklist_srdatabase.pdf

just in the context of meta-studies but of primary studies, too. In other words, if a particular meta-study is categorised as low quality, or low confidence, according to AMSTAR 2 or the 3ie tool, this does not necessarily mean that it does not substantially contribute to the discussion of financial inclusion impacts. But it does mean that the evidence for it meeting certain ‘critical domains’ (Shea et al. 2017:5) that affect the validity of reviews and its conclusions was too limited for us to treat it with high confidence.

Table 8: Quality assessment of meta-studies included for in-depth review

No	Study	Synthesis approach	AMSTAR 2	3ie tool	Final decision
1	Chliova et al. 2015	Meta-analysis	Critically low confidence	Medium confidence	in (med-low)
2	Gopaldaswamy et al. 2016	Meta-analysis	Moderate confidence review	Low confidence	in (med-low)
3	Kennedy et al. 2014	Narrative synthesis	Critically low confidence	Medium confidence	in (med-low)
4	Orton et al. 2016	Narrative synthesis	Moderate confidence review	Low confidence	in (med-low)
5	Peters et al. 2016	Narrative synthesis	Low confidence	Medium confidence	in (med-low)
6	Stewart et al. 2010	Narrative synthesis	Critically low confidence	Medium confidence	in (med-low)
7	Duvendack et al. 2011	Narrative synthesis	Moderate confidence review	Medium confidence	in (med)
8	Stewart et al. 2012	Narrative synthesis	Moderate confidence review	Medium confidence	in (med)
9	Brody et al. 2015	Meta-analysis	Moderate confidence review	High confidence	in (med-high)
10	Steinert et al. 2018	Meta-analysis	High confidence review	High confidence	in (high)
11	Vaessen et al. 2014	Meta-analysis	High confidence review	High confidence	in (high)

Table 7, above, presents the 11 included studies that were classified as high- and medium-confidence, while the remaining 21 included studies achieved a low confidence rating (see Appendixes 8 and 9). We class as medium-low or medium-confidence those that were classed as at least “moderate confidence” using the AMSTAR 2 tool or “medium confidence” using the adapted 3ie checklist (8 studies). We class as medium-high or high-confidence or those meta-studies that were classed as “high confidence” by at least one of the tools (3 studies). The synthesis presented in the next section will highlight and discuss the findings of the 11 high- and medium-confidence systematic reviews in more depth.

As a final note on quality of the meta-studies, we should point out some discrepancies in the results of the ratings of the AMSTAR 2 and 3ie tools. For instance, the study by Chliova et al. (2015) achieved a critically low rating in AMSTAR 2, but a medium-

confidence rating on the 3ie checklist. Where this type of discrepancy was the case, we would accept the decision of the tool with the higher, more positive, rating, and assign it – as in the case of the Chliova et al. (2015) study – a final label of ‘medium-low’ confidence. Interestingly, the ratings of both tools differ mostly for the studies on the lower-confidence spectrum, leading to six final medium-low ratings. We take the fact that there were never any complete discrepancies between the two quality rating tools – such as “high confidence” on AMSTAR 2 and “low confidence” on 3ie – as an encouraging sign that the tools reasonably consistent with one another, and may be amenable to further harmonisation in future. On the issue of discrepancies, we should also note that we had some disagreements with our RAs on the results of their quality appraisals across both tools, which were resolved using our consensus procedures. However, these disagreements may suggest that applying these tools requires expert knowledge and that there is an element of subjectivity in assessing the quality of reviews, as discussed by Shea et al. (2017). We would not be surprised if a different review team would reach slightly different conclusions in terms of critical quality appraisal for some of the meta-studies. In fact, we categorized some meta-studies as low confidence, following the application of the criteria, even though we felt they merited inclusion and would have enriched our review. Future systematic reviews of reviews may want to carefully consider whether a rigid quality appraisal process is the right way forward.

3.2.2 Assessment of Methodological Quality of Primary Studies Included in Reviews

The quality assessment of the included studies using AMSTAR 2 and the 3ie critical appraisal checklist led to the removal from in-depth review of a large number of studies: 21 to be precise. We will not discuss their findings or evidence base in any further depth. As a next step, we must examine the quality of the primary evidence that underlay the remaining 11 medium- and high confidence-reviews. 64 percent of the medium- and high-confidence reviews indicate limitations that led to the inclusion of at least some low-quality primary evidence. For example, Brody et al. (2015) note that

“both the quantitative and the qualitative primary studies suffered from limitations related to their quality” (p. 36).

Similarly, Vaessen et al. (2014) write that

“in terms of methodological quality, apart from Husain et al. (2010), all studies suffered from threats to validity” (p. 185).

Gopaldaswamy et al. (2016) acknowledge that

“the studies with low risk of bias have low overall effect sizes compared to studies with medium and high risk of bias across outcome indicators. This indicates that there exists the possibility of exaggerated effects, arising from low-quality impact evaluation” (p. 7).

Duvendack et al. (2011) go so far as to say that

“almost all impact evaluations of microfinance suffer from weak methodologies and inadequate data [...] This can lead to misconceptions about the actual effects of a microfinance programme, thereby diverting attention from the search for perhaps more pro-poor interventions” (p. 4).

Finally, Steinert et al. (2018) conclude that

"unreliable or biased results may lead to erroneous conclusions" (p. 242).

In short, there are major concerns in relation to the quality of the primary evidence that informed the findings of even the medium- and high-confidence meta-studies we include in our review. Hence, it pays to be cautious about how much one can trust the overall findings presented in the systematic review evidence, as one simply cannot transform 'dross into gold' (Morgenson and Rosner, 2011, p. 280), by combining a wide range of low quality studies into systematic reviews to enhance their profile; this would be analogous to what financial institutions did during the 2008 financial crisis when they pooled dubious cash-flow generating assets such as low-quality mortgages, bonds and loans into collateralised debt obligations (CDOs), to effectively convert risky assets into triple A-rated products. Having said that, several of the meta-studies we include sought to mitigate their quality concerns by providing sub-group analysis, disaggregating their findings by risk of bias profile. For instance, Brody et al. (2015) and Vaessen et al. (2014) would distinguish between findings from studies with high, medium and low risk of bias. In the case of Brody et al. (2015), high risk of bias studies would present biased estimates exaggerating the impact of Self-Help Groups (SHGs) on women's empowerment, while the low and medium risk of bias studies were less biased, still presenting positive impacts, but less strong (p. 36). This is in line with what Duvendack et al. (2011) and Gopalaswamy et al. (2016) find, too (see quotes above).

To conclude this section, we should note that a wide range of quality assessment tools were used in the 11 included studies, such as a customised risk of bias tool adapted from the Cochrane Handbook (see Higgins and Green, 2011) and EPPI-Centre guidelines (e.g. Gough, 2007) used by Duvendack et al. (2011), Vaessen et al. (2014) and Gopalaswamy et al. (2016). EPPI-Centre methods also guided the quality appraisal tools used by Stewart et al. (2010 and 2012). Brody et al. (2015) adapted a 3ie quality tool for their purposes and Steinert et al. (2018) used the Cochrane Risk of Bias Assessment Tool. Orton et al. (2016) used a tool that captures 6 domains: selection bias, study design, confounders, blinding, data collection, and withdrawals and dropouts, which are then combined to produce an overall quality rating. Kennedy et al. (2014) adopt a different set of criteria related to (1) prospective cohort; (2) control/comparison group; (3) pre-/post intervention data; (4) random assignment to intervention; (5) random selection for assessment; (6) follow-up > =80 percent; (7) socio-demographic equivalence; and (8) baseline outcome measure equivalence. Chliova et al. (2015) did not assess the quality of their included studies. Peters et al. (2016) is the only study using the JBI QARI Critical Appraisal Checklist for Interpretive and Critical Research, as they only included qualitative evidence.

The uncertainty about the quality of the underlying evidence base – and the debatability of many paper's methods – is worth keeping keep in mind when assessing the overall reliability of the findings presented by the 11 medium- and high-confidence reviews in the next section.

3.3 Synthesis of Results

3.3.1 Overview

Our approach to synthesising the results is a theory-based mixed methods synthesis, with a focus on narrative synthesis that incorporates qualitative and quantitative elements, as appropriate. As mentioned above, our synthesis focuses on the 11 medium- and high-confidence studies, of which 8 synthesised only quantitative research, two synthesised both qualitative and quantitative data (Brody et al. 2017, Stewart et al. 2010) and one synthesised purely qualitative data (Peters et al. 2016). Table 8 below contains the summary headline findings for each of these 11 meta-studies.

In the remainder of this section, we cluster the findings of studies by four outcome categories²⁷: economic, social, behavioural and gender outcomes, as set out in the theory of change (see Figure 1) in the section on ‘How the intervention might work’, and where feasible, in presenting impact findings, differentiate between lower-order and higher-order outcomes along the causal chain.

Table 9: Summary of results from 11 medium- and high-confidence meta-studies

Study	Focus	Short description of findings	Meta-analysis?
Brody et al. (2015) (medium-high confidence)	Effect of SHGs on women’s empowerment in South Asia	Women’s self-help groups have a positive effect on women’s political empowerment, women’s mobility, and women’s control over family planning, but there is no rigorous evidence for SHGs reducing domestic violence or having positive effects on psychological empowerment (self-confidence and self-esteem).	Yes
Chliova et al. (2015) (medium-low confidence)	Effect of microcredit on business ventures	Microcredit has significant positive effects on venture size and profitability, but not on the survival of ventures. There are large positive effects on women’s empowerment and small beneficial effects on health and nutritional outcomes and on educational outcomes for clients’ children, but these are potentially offset by negative factors. Effects of microcredit are heterogeneous and context-dependent.	Yes
Duvendack et al. (2011) (medium confidence)	Effects of microfinance (mainly microcredit) on economic, social and empowerment outcomes	Studies on microfinance report many positive effects, but offer no convincing evidence of impacts on overall well-being, due to the evidence base being too weak to draw robust conclusions. There is no clear evidence for positive economic outcomes or empowerment, and some indications of negative effects. Most impacts (positive or negative) are early in the causal chain.	No

²⁷ No meta-study evidence relating to macro-structural effects of financial inclusion was found.

Study	Focus	Short description of findings	Meta-analysis?
Gopaldaswamy et al. (2016) (medium-low confidence)	Effects of various microfinance types (incl. SHGs) on economic and social well-being in South Asia	Microfinance has positive but small effects on income, women's empowerment, employment, asset creation, and consumption expenditure. The poorest of the poor are more likely to experience larger positive effects on household consumption. The effects on education are mixed, as only some small effects are found for girls' education.	Yes
Kennedy et al. (2014) (medium-low confidence)	Effects of microfinance (mainly credit plus health training/messaging) on HIV prevention	Microfinance alone had no effect on HIV prevention, and had mixed outcomes when combined with health education. No evidence was found for effects on HIV prevalence.	No
Orton et al. (2016) (medium-low confidence)	Health effects of group-based microfinance (mainly credit)	The overall findings were inconclusive for empowerment and health outcomes. Membership in larger, well-established schemes was associated with improvements in some health outcomes, especially maternal and child health, and use of contraceptives.	No
Peters et al. (2016) (medium-low confidence)	Participants' views of microfinance (microcredit, microsavings, micro-leasing, and micro-insurance) in South Asia	Participants reported a variety of positive and negative experiences, which were heterogeneous and different for women and men. Microsavings and microcredit each had positive sides and downsides. Positive experiences included effects on clients' health, children's health, asset-building and empowerment; negative ones included debt-induced stress and disempowerment. There were no conclusive findings on impact.	No
Steinert et al. (2018) (high confidence)	Effects of savings promotion on savings, consumption and investment in Sub-Saharan Africa	Savings promotion has relatively small but significant positive effects on intermediate outcomes (savings amount and enterprise propensity) and on wider poverty measures (household expenditure, income, and food security). There are no effects on health or housing, and programmes' effectiveness is lower for women. Programmes for improving access to savings services are effective, while demand-enhancement (financial education) is not.	Yes
Stewart et al. (2010) (medium confidence)	Effects of mixed microfinance (microcredit and	Microcredit has mixed impacts, and microsavings has no impact on income, but both have a generally positive impact on	No

Study	Focus	Short description of findings	Meta-analysis?
confidence)	micro-savings) on incomes, wealth and non-financial outcomes in Sub-Saharan Africa	health, food security and nutrition. Evidence on education and women's empowerment remains unclear. There is some evidence that microcredit makes some people poorer.	
Stewart et al. (2012) (medium-low confidence)	Effects of microfinance (microcredit, micro-savings and micro-leasing) on economic opportunities	Micro-savings has no significant effect on engagement in economic opportunities, and there is only relatively weak and inconsistent evidence that microcredit has a positive influence on incomes. Microcredit may reduce savings, and has potential to inflict financial harm. Microcredit and micro-savings do not impact on income diversification. There is no evidence for effects of micro-leasing.	No
Vaessen et al. (2014) (high confidence)	Effects of microcredit on women's control over household spending	There is no reliable evidence for impacts of microcredit on women's control over household resources, making it unlikely that microcredit has a substantial impact on women's empowerment in a broader sense.	Yes

A simplistic reading of the results summaries in Table 8 would suggest an overall positive, if mixed, set of findings. Nearly half (five of 11) included meta-studies come to generally positive conclusions about the relationship between financial services access and positive changes for poor people (Brody et al. 2015, Chliova et al. 2015, Gopaldaswamy et al. 2016, Orton et al. 2016, Steinert et al. 2018). The other six come to mixed, neutral, or no conclusions about impact, and none conclude that the evidence suggests an overall negative effect of financial inclusion interventions. At the same time, the information in Table 8 points to very high levels of heterogeneity between the results of different interventions in terms of different outcomes for different people and in different contexts. There are heterogeneous and inconsistent findings reported within the meta-studies (e.g. Stewart et al. 2010, Steinert et al. 2018) as well as across different meta-studies (for instance Chliova et al. 2015 and Vaessen et al. 2014 reach divergent conclusions in terms of women's empowerment). No results are found for macro-structural outcomes.

The bulk of reported findings in the literature regarding impacts are positive, with few negative ones. But the positive evidence should be taken with caution, due to the often low quality of the underlying primary evidence that informs the findings (see discussion in section 'Assessment of methodological quality of evidence in reviews'). Furthermore, and more notably, the effect sizes overall are quite small and do not plausibly indicate transformative changes.

Many of the effects we found are strongly heterogeneous, both across studies and over time, places, populations, and between interventions. There may also be an issue with small sample bias. Slavin and Smith (2009) and others (e.g. Kjaergard et al. 2001) suggest that reviews with small sample sizes ($n < 100$) tend to report larger, more

positive effect sizes than reviews with larger sample sizes ($n > 100$), and that they are often of lower methodological quality. In the case of our medium- and high-confidence reviews, the sample of primary studies they included range from 12 to 90, positioning our reviews in the small-sample category. 36 percent of the 11 medium- and high-confidence studies also voice concerns about the limited quantity of evidence they included.

We should also note that positive findings tend not to repeat from one context to another. At least as many findings are mixed or inconclusive as are positive. With reference to the financial inclusion theory of change (presented in the 'Background' section), most of the positive impact estimates are for outcomes that are early along the causal chain (discussed in more depth below), such as health-focused meta-studies finding changes in health knowledge, but not in health outcomes, or meta-studies looking at enterprise activity finding growth in business ventures run by households but not in household incomes as a result. An exception appears to be for savings, where both immediate outcomes *and* wider poverty measures are affected in a positive but relatively small way.

In the following, more detailed, discussion of results, we cluster the findings of studies for four outcome categories – economic, social, behavioural and gender outcomes – and relate the findings to different financial intervention-types (as applicable) with reference to the theory of change presented in the section 'How the intervention might work'.

3.3.2 Economic Outcomes

As explained in the theory of change, in theory, financial inclusion could lead to benefits for poor people through changes in their financial behaviours such that they use financial services to gain access to new income sources or enhance existing ones, to save money that they would otherwise spend or lose, to invest in assets, to sustainably consume more goods, or to cope with shocks. Lower-order outcomes, i.e. outcomes found on outcomes early in the causal chain, would include the fact of having an enterprise, increasing the size of one's enterprise, accessing employment, saving more, and having smoother consumption patterns; these could, in turn, be enablers of higher-order outcomes further along the causal chain. Higher-order outcomes would include sustainably higher incomes and more assets or wealth. Consumption is an ambiguous indicator, because higher consumption might stem from a higher income and ability to consume or from higher costs that represent a financial drain; likewise, a reduction in consumption could indicate lower costs and more savings or financial distress or unsustainable consumption that has led to distress.

3.3.3 Lower-order/intermediate Outcomes

Entrepreneurship and Microenterprise Size

There were four meta-studies that looked at microenterprise investment, size or profits as an outcome. Chiova et al. (2015) found significant results, indicating that microcredit leads to venture growth and increased profits, but only a marginally significant effect on venture survival; they suggest that the small magnitudes do not indicate the effects of microcredit on microenterprise to be transformational. Steinert et al. (2018) found a small but significant effect from savings promotion interventions in Sub-Saharan Africa on investment in family businesses, and similarly small but significant downstream impacts on business returns and profits. Stewart et al. (2010) found mixed (positive and negative) evidence on whether microcredit and microsavings lead to greater investment or growth in business assets in Sub-Saharan Africa. Stewart et al. (2012) found only little reliable

evidence (from one country) on microcredit increasing poor people's expenditures on business, and found that microsavings did not significantly increase poor people's engagement in economic opportunities.

Labour Supply

Two meta-studies looked at labour supply and employment. Gopaldaswamy et al. (2016) found there to be a marginal and insignificant effect on employment from mixed types of microfinance on employment in South Asia, with some underlying studies suggesting a small amount of employment generation and an increase in male hours of employment, but not female hours. The effects were more pronounced for broader microfinance approaches than for microcredit alone. Stewart et al. (2012) found little evidence to suggest that microcredit had any impact on job creation.

Savings

Four meta-studies engaged with savings as an outcome, one of them in depth. Steinert et al.'s (2018) meta-analysis of savings programmes in Sub-Saharan Africa found that programs that focused on offering opportunities to save showed positive and significant, though also relatively small, effect sizes in terms of savings amount. Programmes that focused on building savings by changing attitudes or overcoming behavioural constraints, by contrast, had no effect. The changes in savings amounts were greater for men than women, although this may have been due to the characteristics of the men and women involved. Stewart et al. (2010) found both microcredit and microsavings in Sub-Saharan Africa to have positive impacts on poor people's savings levels, whilst also increasing their expenditure and asset accumulation. Stewart et al. (2012) found further evidence that access to microsavings facilities significantly increased people's savings amounts, though in some countries only for women. For microcredit, however, their most reliable evidence suggested it reduced savings, and their less reliable evidence suggested it increased savings or had no effect. Peters et al.'s (2016) qualitative review of user experiences in South Asia found that participants emphasised the importance of being able to save money, and savings had both functional and symbolic value for women.

Costs or Expenses

No meta-study explicitly examined the effects of financial services on households' costs or expenses. However, Peters et al.'s (2016) qualitative review noted that participants in South Asia appeared to appreciate microfinance as an offer to reduce their reliance on more expensive sources of credit. More broadly, no meta-study reviewed evidence about the costs of financial inclusion borne by clients, particularly interest and fees paid to financial service providers.

Consumption Smoothing

The evidence for consumption-smoothing and dealing with shocks (in the four meta-studies that examine this) tends to be thin; this may at least partly stem from the methodological challenges of assessing it. Peters et al.'s (2016) review of qualitative evidence found participants in South Asia appreciated the ability to stabilise their families' consumption patterns as one short-term benefit of financial services. Gopaldaswamy et al. (2016) found in South Asia that participation in microfinance programmes of various types dampened seasonal variations in agricultural incomes, albeit driven more by income-smoothing effects (extra sources of income) than by

borrowing and lending. Stewart et al. (2010) found some evidence that mixed microfinance (credit and savings) in Sub-Saharan Africa enables poor people to deal better with shocks, but that this is not universal, and some evidence pointing to the contrary (some clients take their children out of school in response to shocks). Stewart et al. (2012) suggest that the ability to withstand shocks or increase wealth thanks to microcredit might be outweighed by the risks of increased debt and loss of collateral.

3.3.4 Higher-order/final Outcomes

Income

Moving on to higher-level outcomes (which would indicate actual poverty reduction): four meta-studies specifically examined the effects of financial services on incomes. The meta-analysis by Gopaldaswamy et al. (2016) found a small positive but statistically insignificant effect on income from mixed forms of microfinance in South Asia, while suggesting that broader microfinance interventions had a greater (but still insignificant) effect than simple microcredit initiatives. Their narrative synthesis also indicated a positive trend, albeit with variance across studies. Stewart et al. (2010: 48) similarly found for Sub-Saharan Africa that microcredit had mixed impacts on income and microsavings had none. However, they also noted indications of a “worrying trend” that “the benefits of micro-credit appear to diminish – and even become negative – the longer clients are enrolled in a programme”, indicating harmful debt cycles. Stewart et al. (2012) found only weak and inconsistent evidence on microfinance (microcredit and microsavings) increasing engagement in economic opportunities, and consequently that microcredit (as well as combined microcredit-microsavings) interventions had mixed and varied impacts on borrowers’ income; some studies suggested positive impacts, but these were prone to bias. Microsavings on its own appeared to increase incomes in some cases, but not in others. Steinert et al. (2018) found for Sub-Saharan Africa that savings led to small but significant increases in households’ expenditures and incomes, albeit with both outcomes pooled as a single variable (see discussion of “consumption” below).

Assets

Another indication of poverty reduction would be the accumulation of more assets, increasing households’ net worth. Five meta-studies examined this. Peters et al.’s (2016) review of qualitative evidence for microcredit, micro-leasing, microsavings and micro-insurance noted the high value that clients attached to owning assets, including non-productive ones, such as home improvements, particularly for women’s sociocultural life experience, and that clients often reported using credit to accumulate assets. However, they also reported client experiences of being forced to sell assets due to problems with repaying loans. Gopaldaswamy et al.’s (2016) findings from meta-analysis suggest that the overall effect of mixed microfinance, and particularly microcredit, on assets in South Asia is positive and statistically significant (and larger than its effect on income). Assets accumulated were mainly land and livestock. However, this finding is based on only very few (six) studies, with a high degree of heterogeneity, and it is not clear to what extent these assets were owned outright (net of debt). Steinert et al.’s (2018) meta-analysis of savings promotion programmes in Sub-Saharan Africa does not find significant impacts, across interventions, on asset ownership or housing quality (gpooled = 0.038, 95% CI [~0.01, 0.09]). Stewart et al. (2010) find for Sub-Saharan Africa that microcredit and microsavings both have positive impacts on clients’ accumulation of assets, including

their housing, but they also note a significant heterogeneity between clients, with some people being made poorer by microfinance, particularly microcredit clients. Stewart et al.'s (2012) review of access to economic opportunities found that the impact of microfinance (credit alone, or combined with savings) on the accumulation of non-financial assets was mixed across countries; microsavings in some, but not all, cases helped savers to accumulate non-financial assets.

Financial Well-being

Two meta-studies explicitly conceptualised outcomes in terms of the financial well-being of clients. Chliova et al. (2015) aggregated household consumer durables, consumption expenditure, income, poverty status (being under the poverty line or not) and diversification of income sources as “financial well-being”. Their meta-analysis found the effect of microcredit on the financial well-being of entrepreneurs to be positive ($r = .16$, 95% CI [0.12, 0.21]). However, this finding was based mostly on (non-experimental) studies with higher risk of bias. Duvendack et al. (2011) adopted a broader perspective on well-being including, but not limited to, financial aspects. Their findings for the effects of mixed microfinance (mainly microcredit) suggest that no clear positive or negative conclusions can be drawn from the evidence, with only few economic impacts being reliably measured (see pp. 74-76).

Consumption

Rising consumption levels (or rising household expenditure) may indicate different things. On the one hand, they could indicate higher incomes and the resultant ability to consume more; on the other hand, they could indicate unsustainable spending patterns fuelled by debt or driven by worsening circumstances. Without further information, it is thus unclear whether improvements or exacerbations are measured. Also, there are important differences in how credit versus savings may act to enable changes in consumption expenditure.

Four meta-studies explicitly – and one implicitly, as part of “financial well-being” (Chliova et al. 2015) – reviewed the evidence of financial inclusion initiatives on consumption levels. Chliova et al.'s (2015) finding of microcredit's effect on improved financial well-being is only based to a small part (31 out of 214 observations) on consumption expenditure. The results of Gopalaswamy et al.'s (2016) meta-analysis indicate that the effects of mixed microfinance interventions in South Asia were positive and statistically significant, but these estimates were strongly influenced by outliers. Microsavings for women had a significant impact in terms of raising expenditure, but only in Bangladesh, and with heterogeneous effects. Steinert et al.'s (2018) review of savings in Sub-Saharan Africa found savings access to have small but significant impacts on household expenditures, with larger effects for male savers than for women (which may be due to their background, rather than sex). They noted that expenditure increases enabled by savings accumulation, unlike by other financial services, must be seen as evidence of a household's financial improvement. For Sub-Saharan Africa, Stewart et al. (2010) found both microcredit and microsavings to increase clients' expenditure, but suggested that higher expenditure may also be a sign of clients consuming more instead of investing in their future. Stewart et al. (2012) found mixed and inconclusive evidence across countries of the effects of microcredit and microsavings on expenditure; while their evidence suggested microcredit in most cases tended to reduce expenditure, they noted that the advantages or disadvantages of this were not clear.

Summary of Evidence on Economic Outcomes

Overall, the effects of financial inclusion interventions, particularly microcredit and combined/mixed microcredit-microsavings initiatives, on economic outcomes such as income or assets are positive but inconsistent and not particularly large. Credit and other financial services delivered through microfinance programming appear to have overall positive but decidedly mixed impacts, in terms of both lower- and higher-order outcomes. The picture for microsavings looks more hopeful, suggesting small but more consistently positive effects, especially on savings accumulation and incomes (and not on non-financial asset accumulation), and with fewer downsides for clients compared to credit. Having said that, Stewart et al. (2012) indicate that microsavings access does not enable the poor to engage in economic opportunities, but they also support the view that in some cases an increase in income, savings, expenditures and the accumulation of non-financial assets is observable.

3.3.5 Social Outcomes

We have collected under the heading of social outcomes the gamut of beneficial outcomes that are not strictly economic or gender-related. In the meta-studies that we reviewed, these fell into three broad categories: social-relational (strengthening of social ties, community bonds), health (physical health, nutrition, mental & psychological health), and access to beneficial services (such as water or schooling). It is difficult to distinguish any of these categories themselves as lower- and higher-order outcomes, and rather there are pathways from lower- to higher-order outcomes within each of them, as we point out below (and as shown in Figure 1, in the 'Background' section).

Social-relational Outcomes

Findings on social-relational outcomes among the included meta-studies were relatively few. Stewart et al. (2010)'s narrative synthesis of quantitative and qualitative evidence for Sub-Saharan Africa found no studies measuring social cohesion. Brody et al.'s (2015) narrative review of qualitative evidence found that networking experiences in SHGs represented a significant change for women from the domestic sphere and from speaking only to family and neighbours. They found high-confidence qualitative evidence for improvements in women SHG members' speaking confidence and feeling comfortable working with other stakeholders in their communities (as an aspect of interaction in groups, we take this to be a lower-order outcome). The findings of improved cohesion are corroborated by Peters et al.'s (2016) finding from reviewing qualitative evidence on South Asian clients' experiences that participation in various microfinance programmes helped women access the social support and solidarity of other women. The effect was more meaningful for programmes with stronger empowerment and solidarity-building aspects (such as CBSGs and SHGs), and was only indirectly related to the financial service itself.

Services

Six reviews assessed access to or usage of education facilities as an outcome (a lower-order outcome, compared to educational results). Chliova et al.'s (2015) meta-analysis of the effect of microcredit on business ventures found a small but positive and significant effect ($r = .05$, 95% CI [0.02, 0.08]) for the clients and their families, which they suggested may be partially offset by some detrimental effects of credit, such as removal of children from school for work. Gopaldaswamy et al.'s (2016) meta-analysis suggested a positive pooled effect size of various types of microfinance in South Asia on education,

but the effect, similarly, was small, and more pronounced for girls. However, they noted contradictions in their evidence base, with their narrative synthesis finding impacts to be varied. Steinert et al.'s (2018) meta-analysis found no effects of savings promotion on educational investment or school enrolment in Sub-Saharan Africa. Stewart et al. (2010) found the evidence for the impact of microcredit and microsavings access on education to be varied, with limited evidence for positive effects and considerable evidence that microcredit could do harm. While they did not find evidence that microcredit increased child labour, they found that clients had difficulties paying school expenses, and some evidence that clients took children out of school. Similarly, Duvendack et al. (2011) found some evidence for mixed microfinance (mainly microcredit) having positive impacts on school enrolment overall, but only from less reliable sources, and no robust evidence for girl's enrolment. Peters et al.'s qualitative review of client experiences found that investing in children's future was a common motivator for joining various types of microfinance groups, and some evidence that clients used borrowed money for education or other child-related expenses.

We found no reviewing regarding the impacts of financial services on access to other services, such as water, sanitation, or electricity.

Health: Physical

At least nine of the 11 meta-studies in our sample made reference to physical health outcomes and behaviours, but only a subset of these explicitly assessed physical health-related outcomes. Two focused exclusively on health: Orton et al. (2016) on the broader health impacts of group-based microfinance that targeted women, and Kennedy et al. (2014) specifically on the HIV-related impacts of microfinance and other income generation interventions for poor people. Orton et al. (2016) found an association between microfinance scheme membership (mainly delivering microcredit) and reduced infant mortality (a higher-order outcome), however this was based on only two higher-confidence studies in their review. Maternal health was found to improve, but this was inconsistent and based on lower-confidence evidence. Evidence on nutritional status and the general health of women proved inconclusive, and measured improvements in empowerment did not clearly translate into health outcomes. Kennedy et al. (2014) found that evidence for how income generation interventions (most containing a microcredit element) affecting HIV-related behaviours and outcomes was inconclusive. Their review had to rely on a moderately rigorous set of studies, of which few studies found significant effects on health behaviours (such as condom use and sexual risk-taking). They found no data on HIV prevalence as the ultimate outcome. However, they did find moderate but significant improvements in accessing primary care for child health as well as knowledge about HIV and sexually transmitted infections (STI) (lower-order outcomes) from those programmes that combined credit access with health education/messaging. For an aggregate of health and nutrition outcomes, Chiova et al.'s (2015) meta-analysis found evidence of potential beneficial effects from microcredit; however the effects were so small ($r = .08$, 95% CI [-0.04 , 0.22]) that the authors suggested they might be partially offset by detrimental effects of credit. Steinert et al.'s (2018) meta-analysis found no evidence for a health-related effectiveness of savings programmes in Sub-Saharan Africa, neither in terms of general health status nor health investments. Stewart et al. (2010) found microcredit and microsavings in Sub-Saharan Africa had generally positive

impacts on health, but with evidence extending mostly only to (lower-order outcomes) health-related behaviours rather than outcomes (higher-order outcomes).

Health: Mental

Several reviews examined mental health and psychological well-being effects under headings such as psychological empowerment, anxiety, stress, self-confidence, and self-esteem; we would class these as higher-order outcomes, because they are ends rather than means. However, none found strong or clear evidence of such effects. Brody et al.'s (2015) meta-analysis of SHG programmes in South Asia found no evidence for positive effects on psychological empowerment of women, and their narrative synthesis found some evidence of disappointment and frustration among women. Orton et al. (2016) found credit, as part of microfinance, could lead to increased anxiety due to repayment pressures. Gopaldaswamy et al. (2016) suggested that SHGs and other types of microfinance participation led to increased self-esteem, but without specifying the magnitude or mechanisms of such an effect. Given the experiential nature of mental states and psychological well-being, Peters et al.'s (2016) review of qualitative evidence on client experiences was most instructive here. They find a wide variety of self-worth-enhancing and -reducing effects, depending on very different ways of being treated by (across and within) different programmes. Most importantly, they suggest greater self-confidence results more from group membership and activities that promote learning, social engagement, and entrepreneurship, and less from using a financial service itself; stand-alone financial services, rather, enhanced the risk of clients feeling isolated or manipulated.

Health: Nutrition

Nutrition is an important aspect and enabler of further health outcomes. Peters et al.'s (2016) qualitative review of user experiences in South Asia found users of various different types of microfinancial services (their review often does not distinguish the intervention type clearly) highlighted the importance of good diets and the ability to invest in the future of their children in relation to their (positive and negative) experiences of financial services usage. Chliova et al.'s (2015) pooled coefficient for microcredit's effect on health and nutrition was positive but very small ($r = .08$, 95% CI [~ 0.04 , 0.22]) and was possibly offset by negative aspects of credit usage. Steinert et al.'s (2018) meta-analysis found significant increases in food security ($g = 0.052$, 95% CI [0.01, 0.10]) from savings promotion programmes in Sub-Saharan Africa, while Stewart et al. (2010) found a generally positive but heterogeneous and inconsistent impact from microcredit and microsavings on food security and nutrition in the same region. For South Asia, however, Gopaldaswamy et al. (2016) found no effect of microsavings on food consumption. Stewart et al.'s (2012) review found mixed (positive and negative) effects from microcredit and microsavings across countries and client groups.

Summary of Evidence of Social Outcomes

Overall, in comparison to the effects for economic outcomes, it appears that the effects for social outcomes are even smaller, or even more mixed.

3.3.6 Gender Outcomes

Microfinance programmes, particularly in South Asia, have a history of targeting women and claiming to bring about women's empowerment, but in theory, all financial services could affect gender relations in a number of complex and interrelated ways. We would

not label these effects as lower-order or higher-order outcomes. To consider, for instance, women's independence and women's mutual support for one another as outcomes of a lower order than improved family planning or reduced domestic violence – which are likely to be enabled by the former, but in turn might also be enablers of it –, would involve a value judgment and assumptions about causality that we refrain from here. Therefore, in discussing gender outcomes (similarly to what we have done presenting the social outcomes), we make no distinction between lower- and higher-order gender outcomes, and rather we report findings for several specific gender-related impacts before reporting findings for women's empowerment more broadly.

All 11 medium- and high-confidence meta-studies took an interest in gender and women's empowerment in one way or another. Two meta-studies, both including a meta-analysis, explicitly focused on women's empowerment (Brody et al. 2015, Vaessen et al. 2014). They indicate different effects from microcredit versus SHG approaches.

Family planning/sexual decision-making

Several meta-studies examined family planning, sexual self-determination and sexual decision-making as an outcome of using financial services. Brody et al.'s (2015) meta-analysis of SHGs, using evidence from 4 studies, suggested a large but not statistically significant effect on women's family size decision-making power (SMD = 0.26, 95% CI [-0.04, 0.56]) (their qualitative synthesis did not report on this outcome). In the context of HIV prevention, Kennedy et al. (2014) found no clear or consistent evidence for credit for income-generation accompanied by health training/messaging having any significant effects on contraceptives usage, number of sexual partners, or other HIV-related behavioural outcomes. Orton et al. (2016) found no consistent evidence across programmes that participation in group-based microfinance (mainly credit) led to improvements in family planning. Gopalaswamy et al. (2016) found mixed and inconclusive evidence regarding fertility and contraceptives usage from participation various types of microfinance programme in South Asia.

Domestic Violence

No review found any clear evidence for or against access to financial services leading to increases or decreases in domestic violence and abuse. However, several studies indicated the effects (predominantly of credit access, in these studies) to be heterogeneous across different women and different contexts (Brody et al. 2015, Kennedy et al. 2014, Peters et al. 2016, Vaessen et al. 2014). Some, furthermore, suggested a sequential impact, with initially higher violence or abuse potentially being followed by lower levels, as women solidified empowerment gains (Brody et al. 2015 looking at SHGs, Kennedy et al. 2014 looking at credit for income-generation). As Orton et al. (2016: 701) conclude: "while microfinance may eventually lead to a reduction in such violence, an initial increase may occur as gender norms are challenged".

Women's Economic Status

Improvements in women's economic status may be seen as a sub-set and potential enabler of broader empowerment. Few meta-studies explicitly assess it. Brody et al. (2015) defined women's economic empowerment as women's ability to access, own, and control resources. They found it was measured mostly in terms of women's bargaining power or decision-making power in the household, mainly regarding decisions about expenditures and borrowing (leaving it unclear to what extent a woman taking a loan

may already count as evidence of empowerment). Based on evidence from seven studies with medium and low risk-of-bias, their meta-analysis found participation in SHGs in South Asia had a positive and statistically significant effect (SMD = 0.18, 95% CI [0.05, 0.31]); however, their analysis also showed strong heterogeneity in the impact estimates. Vaessen et al.'s meta-analysis of microcredit and women's control over household spending found only a small positive and not clearly significant effect among medium risk-of-bias studies (SMD=0.069, 95% CI [-0.003, 0.141]), and no effect among the low-risk experimental studies, leading them to conclude that overall there was no evidence for a significant effect. Steinert et al. (2018) concluded that, in Sub-Saharan Africa, savings promotion programs do not seem to have the intended economic impacts on female recipients, and suggest that targeting women alone would not overcome negative intra-household dynamics. Gopalaswamy et al. (2016) found mixed and inconclusive evidence on the effects of various types of microfinance in South Asia on employment for women. Chliova et al.'s (2015) study of credit for entrepreneurship suggests that the enablers of women's broader empowerment might not primarily be related to women's economic activity, and Peters et al.'s (2016) findings from qualitative studies of user experiences suggest that the women empowerment impacts of various microfinance (mainly microcredit) programmes came mainly from women gaining mobility and independence rather than from changes in their economic status.

Women's Empowerment (general)

Brody et al.'s (2015) meta-analysis of SHG programmes in South Asia found that women's participation had positive effects on their economic and political empowerment, mobility, and control over family planning decisions. However, the poorest tended to be excluded from participating and benefiting. They further suggested that the main mechanisms of empowerment ran through women's increased familiarity in handling money, increased independence in financial decision-making, group solidarity-building and social networks, and respect gained within the household and the community. The effect of participating on political empowerment, which Brody et al. (2015) defined as "women's ability to participate in decision-making focused on access to resources, rights, and entitlements within community" was estimated to be positive and significant (SMD = 0.19, 95% CI [0.01, 0.36]); however, this was based on only two studies. The effect on women's mobility, similarly, was found to be positive and significant (SMD = 0.18, 95% CI [0.06, 0.31]), but this was based on evidence from only three studies. Brody et al.'s (2015) narrative synthesis of qualitative evidence, similarly, suggested high confidence in findings that being an SHG member resulted in increased respect from community members, with women being more mobile and having greater self-confidence. Their qualitative review findings also suggested that for some women participation in SHGs served as a stepping stone toward wider social participation, exposed them to women's rights, and gave them political capital through networking. Vaessen et al.'s (2014) meta-analysis of experimental studies, however, found no evidence for impacts of microcredit on women's empowerment-related variables, neither in individual studies nor when using pooled effect sizes (SMD=-0.007, 95% CI [-0.041, 0.027]). From non-experimental studies, they found a small but positive and statistically significant effect (SMD=0.129, 95% CI [0.035, 0.222]), albeit with a high degree of heterogeneity, and driven by two outlier studies. Overall, they found the evidence on women's empowerment to be confounded by the variety of contexts, types of microcredit service delivery, and different outcome variables, and concluded that there was no effect on women's control over

household resources, in turn making it “very unlikely that microcredit has a meaningful and substantial impact on empowerment processes in a broader sense” (Vaessen et al. 2014: 67-68).

Among the non-gender focused reviews, Chliova et al. (2015) found microcredit for enterprise having a positive effect on female empowerment ($r = .21$, 95% CI [0.14, 0.27]), measured as women being allowed to make decisions regarding the purchase of assets, which they argued stands out among their results in terms of its magnitude. This indicates, they suggested, that microcredit participation triggers a virtuous cycle, starting with microcredit groups assigning women responsibilities and rights, and leading to repeated social and economic interactions, which could confer power onto women and facilitate the joint pursuit of common interests. However, to the contrary, Duvendack et al.’s (2011) global review of the impacts of microfinance (predominantly microcredit) found no robust evidence of positive impacts overall on women’s empowerment. In South Asia, Gopaldaswamy et al.’s (2016) meta-analysis of mixed microfinance types found an overall positive but very small and marginally significant effect on women’s empowerment, conceptualised as the decision-making power of women (SMD=0.028, 95% CI [0.005, 0.052]). The findings underlying their analysis are highly heterogeneous (with positive and negative and usually insignificant results) and are sensitive to the definitional parameters used. They found no difference between the impacts of microcredit versus broader microfinance programmes. For Sub-Saharan Africa, Stewart et al. (2010) found some evidence that microcredit empowers women, however it was not consistent across studies, and empowerment outcomes were poorly and inconsistently measured. Orton et al.’s (2016) review of the health effects of SHGs found that membership in relatively large and well-established schemes generally led to increased women’s empowerment, but this did not necessarily translate into improved health outcomes. Peters et al.’s (2016) review of qualitative evidence also suggested women in South Asia were more likely to experience empowerment from participating in programmes that promoted community-building and social engagement, and which required them to leave their household and move about in the community, rather than from stand-alone financial services.

Summary of Evidence on Gender Outcomes

The effects of financial inclusion interventions on women’s empowerment appear to be positive on the whole, albeit relatively small. The effects heavily depend on programmatic features of the interventions, with several meta-studies raising the question to what extent financial services themselves, rather than other programme elements, such as exposure to women’s rights, awareness-raising, or efforts at group-building and social networking (which may be independent from any financial intervention) explain the effects. The effects of specifically gender-targeted programme elements were larger than those of the actual financial service (Chliova et al. 2015; Peters et al. 2016). The main enablers of empowerment effects appear to be group interactions, opportunities to leave the house, and exposure to additional rights-related training, rather than financial services. The effects also depend on contextual circumstances, as several studies note (Peters et al. 2016; Vaessen et al. 2014) such as existing gender norms, and are often restricted to particular aspects of women’s empowerment – as also described in other literature referring to, for example, participation in household decision-making over use of financial services (e.g. Kabeer

2001), control over assets (e.g. Goetz and Sen Gupta 1996), physical mobility, political and legal awareness of women as well as their participation in public protests or political campaigns (e.g. Hashemi et al. 1994). The challenge of obtaining uncontested empowerment impacts is moreover hampered by difficulties of conceptualising and measuring women's empowerment. As discussed by Vaessen et al. (2014), primary studies assessing the impact of financial inclusion interventions on women's empowerment often reach different conclusions due to diverging methodologies, concepts and measures of empowerment (Kabeer 2001), making it difficult to reach any generalizable findings on the impact of financial inclusion on women's empowerment.

3.3.7 Behavioural Outcomes

It has been suggested that access to financial services, especially services that contain particular modalities to affect their users' behaviour, leads to the development of various potentially desirable cognitive capabilities and behavioural changes. In theory, changes in behaviours and cognitive capacities could come from several factors. Firstly, changes in financial knowledge and abilities could directly come from financial literacy programmes (which we deemed beyond the scope of this review, as not being directly part of financial services, but rather training for readiness) or through experience gained over time in using money and financial services. Particular financial products might, as a by-product of their usage, change users' money-usage patterns over time, for instance leading to higher propensities to save, more investment in business, or less spending on particular goods such as "temptation goods" (Banerjee et al. 2015). It has also been suggested that specially designed financial products could help poor people overcome behavioural or cognitive constraints or attitudes that worsen their poverty and keep them in poverty; for instance when "commitment" savings devices that commit people to longer-term goals and help them overcome possible biases toward present enjoyment.

We were surprised to find a general lack of evidence for and relatively little attention paid to behaviour-related outcomes among the meta-studies we reviewed, not least given the attention that behavioural thinking has garnered in recent years in development research and policymaking in general (World Bank 2015, Klein 2017) and in discussions of financial inclusion in particular (Karlan et al. 2014). Relatively few meta-studies explicitly discussed behavioural changes, and none focused on them. However, a number of meta-studies sought to assess changes in spending and saving patterns, financial knowledge and capability, and propensity to engage in enterprise.

We treat all behavioural outcomes as lower-order outcomes, because they ought not to be seen as ends in themselves. They would indicate, if found, merely the potential for poverty-reducing or transformative effects to happen further along the causal chain.

Spending and Saving Patterns

The evidence found for changes to consumption and expenditure patterns should be seen in light of the relatively weak and unclear evidence on changes to overall consumption levels, as well as the ambiguous nature of changes to consumption and expenditure, noted above. Even if the evidence did not suggest any consistent or substantial changes to expenditure *levels* to result from financial inclusion, beneficial changes to spending *composition* may nonetheless represent an important effect at an early stage in the impact chain, and may be an enabler of eventual transformative economic impacts. However, the reviewed evidence does not suggest this to be the

case. The evidence found is mixed, inconsistent, and heterogeneous. In South Asia, Gopaldaswamy et al. (2016) found inconsistent and unclear patterns of changes to spending composition from access to various microfinance programmes. Stewart et al. (2012) found some evidence of composition changes, albeit mixed and inconsistent, for instance evidence that microsavings significantly increased spending on food and personal items, such as alcohol and clothing, in Kenya, but in Bosnia and Herzegovina microcredit had no effect on business spending and led to a significant decrease in consumption of food at home among entrepreneurial clients; combined microcredit and microsavings in India appeared to have the effect of increasing spending on housing and consumer goods, but not on food. Stewart et al. (2010) noted that patterns of consumption change in Africa, which microcredit may cause, could in fact indicate clients becoming poorer: some clients consumed more instead of investing in their futures. Steinert et al.'s (2018) meta-analysis of savings found no support for the hypothesis that "tying one's hands" with behavioural constraints (such as purpose-labelled accounts, peer pressure, or institutionalized withdrawal restrictions) changed the effectiveness of savings programmes.

Financial Knowledge and Capability

Financial knowledge and capability were not a focus of this review, which was focused on poverty impacts (we excluded meta-studies that focused exclusively on these as outcomes of interest). Yet relevant changes in these might still count as early-stage effects on a trajectory towards poverty alleviation. The reviewed reviews, however, turned up few relevant clear results. Steinert et al.'s (2018) meta-analysis of savings promotion in Sub-Saharan Africa found that programmes that actually delivered savings services were significantly more effective at raising savings than those seeking to change savings-related attitudes, build financial literacy or raise demand for savings services. While they found a trend towards increases in financial literacy levels, heterogeneity levels were high (gpooled = 0.12, 95% CI [-0.01, 0.24]), and demand-based programs, namely ones that focused on financial literacy and financial education, were not associated with significant changes in immediate or more transformative poverty-related outcomes. For SHGs in South Asia, Brody et al. (2015) found high-confidence results that suggested women reported feeling empowered by the newness of handling money, but also that women in six studies reported feeling unsure about financial decisions despite receiving training, and sometimes felt pressured by others and unprepared to take financial decisions.

Entrepreneurship Propensity

No strong or clear findings regarding entrepreneurship propensity emerged from the reviewed literature. As mentioned above (under economic outcomes), effects of financial service access on venture growth and survival were mixed and small, where present. Chliova et al.'s (2015) meta-analysis of microcredit for enterprise found some evidence of enterprise growth, but did not discuss the propensity to start an enterprise. Stewart et al. (2012) found no evidence that microsavings had an effect on enterprise, and some evidence that microcredit influenced poor people's engagement in enterprise, however most of this evidence came from less-reliable sources.

Summary of Evidence on Behavioural Outcomes

Behaviour-changes could be enablers of more transformative changes. However, we found little evidence for behaviour-related changes among the meta-studies. A number

of intricate and complex findings emerged, but none suggested consistently significant positive or negative changes. Effects on of credit and savings products on spending and saving patterns were mixed, inconsistent, and heterogeneous, and no evidence showed commitment devices improving the impact of savings interventions. Financial literacy and financial education programmes for changing savings behaviours had no significant effect on poverty-related outcomes. No strong or clear evidence was found for financial inclusion interventions enhancing entrepreneurship propensity. None of the meta-studies presented evidence on behavioural outcomes that could be categorised as enabling higher-order or final outcomes.

3.3.8 Summary of Findings

To help with the transition from descriptively synthesising the findings of the 11 medium- and high-confidence reviews to discussing the implications of these findings for policy and practice, we draw on GRADE to structure the qualitative and quantitative evidence we highlighted in the sections above. Table 9, below, summarises the findings for specific outcome sub-categories, clarifying the financial inclusion intervention category, and the confidence level of the meta-study reporting the outcome, and the number of studies included in that meta-study that reported a particular outcome²⁸.

Five (e.g. Chliova et al. 2015, Brody et al. 2015, Gopaldaswamy et al. 2016, Stewart et al. 2010, Steinert et al. 2018) out of the 11 reviewed meta-studies drew largely positive conclusions (with exception for some outcomes, where insignificant or inconclusive effects were found) about the relationship between financial services access and changes for poor people. The other six (e.g. Duvendack et al. 2011, Kennedy et al. 2014, Orton et al. 2016, Stewart et al. 2012, Peters et al. 2016, Vaessen et al. 2014) drew largely mixed, neutral, or unclear conclusions (as summarised in Tables 8 and 9).

²⁸ We did not extract data on the total number of participants (i.e. households or individuals participating in financial inclusion interventions) as this information was not provided across all meta-studies. Rather than presenting an incomplete picture on participants, we chose not to report this information as peripheral to any review of meta-studies. To obtain this information, it would have been necessary to check each primary study included in each of the meta-studies.

Table 10: Summary of findings

Outcome	Meta-studies	Confidence of the meta-study	Financial inclusion category	Direction	Meta-analysis	Specific outcome	Sample size (No. of studies)	Effect size	Confidence Interval (CI 95%)	Type of effect size
Economic										
<i>Lower-order/intermediate outcomes</i>										
Savings amount	Stewart et al. (2012)	Medium	Microfinance in general	Inconclusive	No					
	Stewart et al. (2010)	Med-low	Microcredit & microsavings	Positive	No					
	Steinert et al. (2018)	High	Microsavings	Positive	Yes	Savings balance	18	0.077	0.03 0.12	SMD
				Insignificant	No	Propensity to save	4	0.061	-0.02 0.09	SMD
<i>Higher-order/final outcomes</i>										
Assets/wealth	Gopaldaswamy et al. (2016)	Med-low	Microfinance in general	Positive	Yes	Financial assets	6	0.258	0.093 0.425	SMD
	Stewart et al. (2012)	Medium	Microfinance in general	Inconclusive	No		3			
	Stewart et al. (2010)	Med-low	Microcredit & microsavings	Positive	No		17			
	Steinert et al. (2018)	High	Microsavings	Insignificant	Yes	Housing assets	9	0.038	-0.01 0.09	SMD
				Insignificant	No	Lumpy' investment	9	0.045	0.00 0.09	SMD
Income	Gopaldaswamy et al. (2016)	Med-low	Microfinance in general	Insignificant	Yes		11	0.067	-0.093 0.226	SMD
	Chliova et al. (2015)	Med-low	Microcredit	Positive	Yes		6	0.11 (0.22)	0.02 (0.04) 0.19 (0.39)	PCC (SMD**)

	Stewart et al. (2010)	Med-low	Microcredit & microsavings	Inconclusive	No		5				
	Steinert et al. (2018)	High	Microsavings		Yes	Microenter prise profits	7	0.044	0.02	0.07	SMD
				Positive		Wage work income	11	0.066	0.02	0.12	SMD
Social											
Services: education	Gopalaswamy et al. (2016)	Med-low	Microfinance in general	Positive	Yes		5	0.044	0.015	0.072	SMD
	Stewart et al. (2010)	Med-low	Microcredit & microsavings	Inconclusive	No						
	Steinert et al. (2018)	High	Microsavings	Insignificant	Yes	School enrolment	3	0.06 (0.11)	-0.18 (0.33)	0.30 (0.54)	OR (SMD*)
	Chliova et al. (2015)	Med-low	Microcredit	Positive	Yes		24	0.05 (0.10)	0.02 (0.04)	0.08 (0.16)	PCC (SMD**)
Health: nutrition	Stewart et al. (2010)	Med-low	Microcredit & microsavings	Positive	No						
	Chliova et al. (2015)	Med-low	Microcredit	Positive	Yes	Health & nutrition	42	0.08 (0.16)	0.04 (0.08)	0.11 (0.22)	PCC (SMD**)
	Orton et al. (2016)	Med-low	Microcredit	Inconclusive	No						
Health: physical	Stewart et al. (2010)	Med-low	Microcredit & microsavings	Positive	No						
	Orton et al. (2016)	Med-low	Microcredit	Positive	No						
Gender											
Women's social	Brody et al. (2015)	Med-high	Self-help groups	Insignificant	Yes	Women's family size	6	0.25	-0.03	0.54	SMD

status						decision making					
				Positive	Yes	Women's mobility	3	0.18	0.06	0.31	SMD
	Vaessen et al. (2014)	High	Microcredit			Women's control over HH spending in Bangladesh					
				Positive	Yes		6	0.124	0.021	0.226	SMD
						Women's control over HH spending elsewhere					
				Insignificant	Yes		8	0.013	-0.057	0.082	SMD
Women's empowerment	Gopaldaswamy et al. (2016)	Med-low	Microfinance in general	Positive	Yes		6	0.028	0.005	0.052	SMD
	Stewart et al. (2010)	Med-low	Microcredit & microsavings	Inconclusive	No						
	Chliova et al. (2015)	Med-low	Microcredit	Positive	Yes		26	0.21 (0.43)	0.14 (0.28)	0.27 (0.56)	PCC (SMD**)
	Kennedy et al. (2014)	Med-low	Microcredit	Inconclusive	No						
	Brody et al. (2015)	Med-high	Self-help groups			Women's psychological empowerment					
				Insignificant	Yes		2	0.02	-0.21	0.26	SMD
				Positive	Yes	Women's	2	0.19	0.01	0.36	SMD

						political empowerment					
						Women's economic empowerment	7	0.18	0.05	0.31	SMD
						Domestic violence	2	0.07	-0.06	0.2	SMD
Behavioural											
Health behaviour	Kennedy et al. (2014)	Med-low	Microcredit	Inconclusive	No						
	Orton et al. (2016)	Med-low	Microcredit	Positive	No						
Spending patterns	Steinert et al. (2018)	High	Microsavings	Insignificant	Yes	Education investment	6	0.01	-0.03	0.05	SMD
				Insignificant	Yes	Health investment	5	0.01	-0.01	0.03	SMD

Notes: Brody et al. (2015): Effect sizes correspond to RCT and medium risk of selection bias quasi-experimental studies. This table has been adapted from Waddington et al. (2014) and is inspired by GRADE. * SMD calculated from log-odds ratio using Cox transformation; ** SMD calculated from correlation coefficient (formulae in Polanin and Snilstveit, 2016).

The detailed review of the evidence above uncovered an even more nuanced picture, reflecting large variations across the effects of different interventions (credit only, savings only, community-based finance, mixed microfinance) and for different people in different contexts. Findings across the meta-studies were heterogeneous and often inconsistent, both within and across meta-studies, and many did not find evidence of expected or presumed impacts.

Overall, we find:

- Financial services do have some impacts on poor people's lives, and these are more likely to be positive than negative. But the impacts vary, they are often mixed, and they appear not to be transformative in scope or scale. The effects tend to occur in the early stages of the causal chain.
- The effects of financial services on core economic poverty indicators such as incomes, assets or spending are small and inconsistent.
- The effects of participating in programmes that deliver financial services on women's empowerment appear to be generally positive, but they depend upon programme features (often only peripheral or unrelated to the financial service itself, for instance exposure to women's rights), context (such as social norms), and on which aspects of empowerment are considered. The assessment of gender impacts is confounded by a difficulty of consistently conceptualising and measuring empowerment (across meta-studies and across underlying studies).
- The effects of credit and other financial services on health status and other social outcomes appear to be small or non-existent.
- There is no evidence for meaningful behaviour-change outcomes leading to further positive effects.
- Accessing savings opportunities appears to have small but much more consistently positive effects for poor people, and logically and empirically entails fewer downside risks for clients than credit.

The bulk of the directional findings reported by the narrative syntheses and meta-analyses regarding impacts are positive, with few negative ones. Whether the reasons for this are a dominance of positive effects or a dominance of *reporting* of positive effects is not fully clear (e.g. two of the meta-studies made it clear that they could not rule out publication bias; see Steinert et al. 2018 and Gopaldaswamy et al. 2016). We note that meta-studies, generally, tend to focus on reporting the (few) impacts that they find, or highlight these much more strongly in their conclusions, than on highlighting non-findings and the (often very large) gaps in their evidence base. In some cases, we believe this has entailed reviewers paying less attention to the to the problems of their small and inconsistent effect sizes and/or the unreliability of their evidence bases in terms of quality, in favour of drawing vaguely positive (and positively vague) conclusions.²⁹ In other cases, however, authors have been transparent and reflective about non-findings, smallness of effect sizes, and about articulating their doubts regarding the evidence base, and thus managed to draw higher-quality and more helpful conclusions.³⁰

Importantly, even where we assessed meta-studies as being high confidence, that does not mean that their underlying evidence base was of a high quality standard. Very many

²⁹ Gopaldaswamy et al. (2016) exemplifies this tendency.

³⁰ Steinert et al. (2018) and Vaessen et al. (2014) are fine examples.

of the underlying studies have “medium” or even high risk of bias, as reported by the meta-studies (and as reflected upon by several), due to their study design, poor reporting of methodology, and other causes. Consequently, we have the choice, as Stewart et al. (2012: 55) note, between dismissing the bulk of evidence, or seeking to establish what constitutes “good-enough evidence”. Some of the meta-studies we reviewed paid great attention to differentiating their findings according to the reliability of evidence; others less so. Our capacity in this systematic review of reviews to look “through” the meta-studies to assess the reliability of their underlying primary evidence base has been limited (and indeed, doing so systematically would defeat the purpose of a systematic review of reviews). As several of the meta-studies highlight (and we feel some should have more clearly considered), it was mainly higher-risk-of-bias studies that drove most of the positive impact estimates (as discussed in greater depth above). Our findings thus broadly confirm “Rossi’s stainless steel law of evidence” (as observed by Peter Rossi³¹ and adapted by Petticrew 2003) that the more rigorous and lower-risk of bias studies are, the less likely they are to find effects. This applies to both our reviewed meta-studies and to the underlying studies that constituted their evidence base. Given that the reviews we classified as being of medium-to-low confidence were more likely to report positive incomes, we must treat their positive findings with greater caution. Brody et al. (2015) and Steinert et al. (2018) are exceptions, being high-confidence meta-analyses that report relatively positive findings, though they make it very clear that their findings apply to only particular sub-types of financial service delivery (SHGs and savings), reflect on adverse effects, and also clearly differentiate their findings from their non-findings.

Looking across the meta-studies, almost all effect sizes are quite small – based on a small sample of meta-analyses (n=5) capturing only 76 effect sizes across 15 very diverse outcomes – and are hardly indicative of transformative changes from financial inclusion, as dominantly lower-order outcomes are affected. Many effects are strongly heterogeneous, both across studies and over time, places, populations, gender, and ethnicity as well as between interventions³²; this suggests them to be unreliable and/or context-dependent. Positive findings tend not to repeat from one context, intervention-type or study to another, and at least as many findings are mixed or inconclusive as are positive. Consequently, the positive results found for financial inclusion are fragile, and need to be treated with caution.

It is crucial, finally, to note how most of the positive effects found are on outcomes that are early in the causal chain; for instance, meta-studies of health-focused interventions find most positive changes in health knowledge, few in health behaviours, and none in health outcomes. In other cases, positive effects are found for growth in business ventures, but not in household incomes as a subsequent result. An exception appears to be with regards to savings, where both immediate outcomes and wider poverty measures were affected in a positive, but relatively small, way, however we base this

³¹ Rossi (1987), cited by David Roodman (2009): <https://www.cgdev.org/blog/rossis-rules>.

³² We used an adapted PROGRESS checklist (O’Neill et al. 2014) to identify these factors that seem to drive heterogeneity in the financial inclusion context. However, it was very difficult to further unpack these drivers of heterogeneity as the reviews we included did not provide further disaggregated information, they rather created broad categories lumping together a range of diverse outcomes and intervention types as a way to deal with high levels of heterogeneity.

mainly on the findings of one high-confidence meta-analysis (Steinert et al. 2018); while there is little evidence of a savings “revolution” (Ashe and Neilan 2014), at least the evidence shows savings to do some good and no harm. The design of most studies underlying the meta-studies that we reviewed has not been conducive to establishing whether short-term or immediate outcomes (such as financial knowledge or entrepreneurial propensity) translate into intermediate outcomes (such as savings accumulation or microenterprise income) and especially more distal, transformative outcomes (higher net worth or higher incomes).

4. Discussion

4.1 Summary of Main Results

We initially identified 32 eligible meta-studies (systematic reviews and meta-analyses) examining the impact of financial inclusion interventions on a range of economic, social, gender and behavioural outcomes. After subjecting these to a quality appraisal process, we excluded 21 reviews due to quality concerns, leaving a core sample of 11 medium- and high-confidence meta-studies.

As we can see from Table 10 below, reviews examining credit and savings interventions in relation to economic outcomes dominate the 11 medium and high confidence meta-studies. A large number of outcomes were reported for mixed microfinance interventions, meaning ones that may have offered both savings and credit or further services (via different provision modalities, e.g. MFIs or SHGs), but not always linking specific interventions to outcomes. We found a relative shortage of reporting of behavioural and social outcomes.

Table 11: Linking outcomes (number of outcomes reported) and interventions for 11 medium and high confidence meta-studies

Type of outcome	Microcredit	Microinsurance	Micro savings	CBSGs	Mixed microfinance
Economic	32	9	33	9	19
Social	15	3	9	6	7
Gender	10	3	4	12	6
Behavioural	4	0	4	4	4

In a nutshell, across these 11 medium and high confidence meta-studies, we find:

- Financial services do have some impacts on poor people’s lives, and these are more likely to be positive than negative. But the impacts vary, they are often mixed, and they appear not to be transformative in scope or scale. The effects tend to occur in the early stages of the causal chain.
- The effects of financial services on core economic poverty indicators such as incomes, assets or spending are small and inconsistent.
- The effects of participating in programmes that deliver financial services on women’s empowerment appear to be generally positive, but they depend upon programme features (often only peripheral or unrelated to the financial service itself, for instance exposure to women’s rights), context (such as social norms),

and on which aspects of empowerment are considered. The assessment of gender impacts is confounded by a difficulty of consistently conceptualising and measuring empowerment (across meta-studies and across underlying studies).

- The effects of credit and other financial services on health status and other social outcomes appear to be small or non-existent.
- There is no evidence for meaningful behaviour-change outcomes leading to further positive effects.
- Accessing savings opportunities appears to have small but much more consistently positive effects for poor people, and logically and empirically entails fewer downside risks for clients than credit.

For the 21 excluded studies, due to the low confidence in their findings, we do not include the directions of reported outcomes in our synthesis. However, we would suggest that knowing the patterns of outcome reporting in these other studies can be useful for the design of future, higher-confidence meta-studies that complement the existing medium- and high-quality evidence base. We note that the picture regarding types of outcomes reported is not very different for these low confidence studies as we can see from Table 11, again with an emphasis on economic outcomes and a relative paucity of reporting of social and behavioural outcomes. However, insurance and CBSGs dominate more strongly among the low confidence studies.³³ A similar share of the effects were reported for “mixed” microfinance as among the included medium- and high-confidence studies.

Table 12: Linking outcomes (number of outcomes reported) and interventions for 21 low confidence meta-studies

Type of outcome	Microcredit	Microinsurance	Micro savings	CBSGs	Mixed microfinance
Economic	9	32	8	32	22
Social	1	13	7	10	9
Gender	7	14	13	5	11
Behavioural	4	8	4	4	4

It is important to note, however, that the evidence base for both low and medium/high confidence studies is highly heterogeneous in terms of focusing on different intervention types, outcomes and geographies. As for the 11 medium and high confidence studies, many of the effects we find being reported positive, but often very small and occurring early on in the causal chain, which, if these meta-studies had a higher confidence level, would similarly suggest a lack of long-lasting and transformative changes.

As discussed above, the results of our narrative synthesis of the effects reported in 11 meta-studies raise the question whether financial inclusion interventions are the most appropriate way forward in terms of poverty alleviation compared to other, potentially more cost-effective or impact-generating alternatives. These could be, for instance, graduation or livelihoods programmes. We have also shared quality concerns in relation to the meta-study and primary study evidence base, and discussed the implications of

³³ These contain four studies of insurance, two of which we were surprised to have had to exclude following our formal quality assessment criteria.

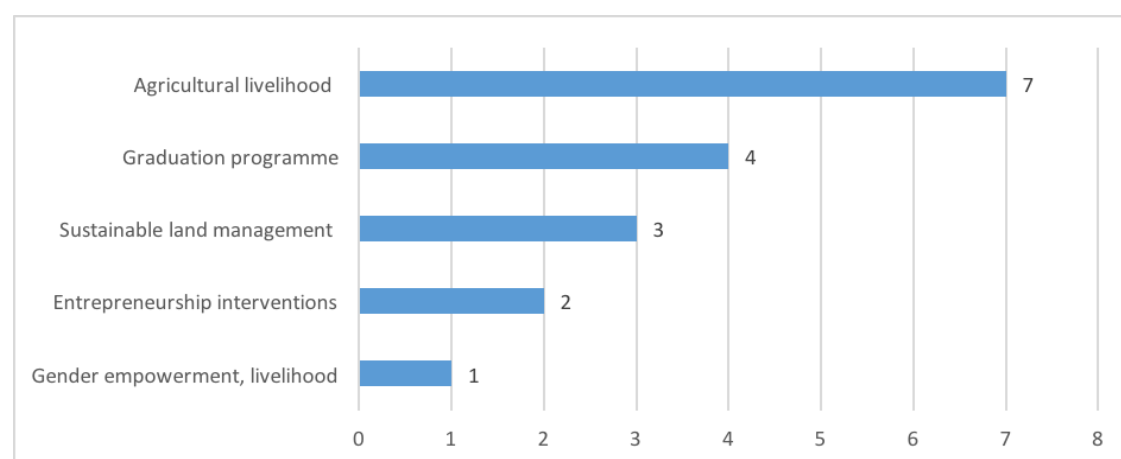
small sample bias, which further caution the reader to place too much faith in the small and positive effects that we can report from reviewing these meta-studies.

4.1.1 The Impact of Financial Inclusion Interventions Versus Graduation and Livelihoods Programmes

Given the fragmented evidence base on the impact of financial inclusion interventions, it is worth considering the impact of potentially comparable alternatives, to understand whether there are alternatives with the potential to complement or to substitute financial inclusion activities in certain contexts. Hence, for comparison, we unsystematically (because a full systematic review of these would far exceed the scope of our review) sought to assemble a comparable evidence base of meta-studies for livelihoods and graduation programmes. We argue that these interventions are comparable to financial inclusion interventions in terms of also having similar objectives of poverty alleviation and women’s empowerment through directly working with poor people and seeking to increase their economic welfare and opportunities. However, livelihoods and graduation interventions often cast their net wider, in terms of the types of activities offered and overall outcomes that are targeted, and particularly livelihoods interventions are more heterogeneous. They also often do not have the same cost-covering or profit-making aims as financial inclusion activities.

We embarked on this exercise by searching the same bibliographic databases we used to identify the financial inclusion studies; we also searched the website of BRAC, which we identified as the leading organisation for graduation programmes. We found 17 relevant meta-studies (systematic and unsystematic reviews) and 9 impact evaluations on livelihoods and graduation programmes. These can be found listed below, in the ‘References’ section, under ‘Additional references’.

Figure 11: Intervention types across reviews

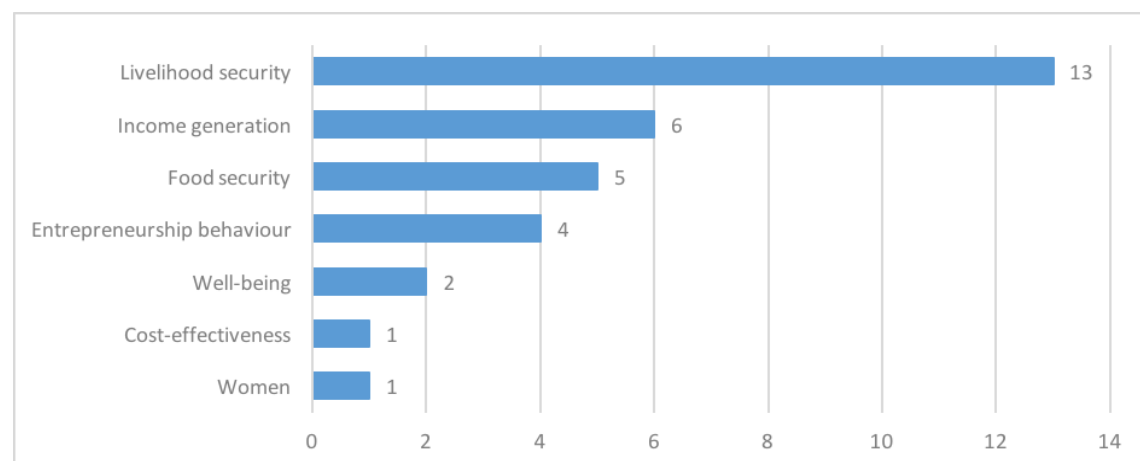


Note: This figure is based on the following 17 reviews: Banerjee et al. 2015, Blackmore et al. 2018, Blundo et al. 2018, Bowler et al. 2010, Cho and Honorati 2013, Dickson and Bangpan 2012, Halder and Mosley 2004, Hemming et al. 2018, Higgins et al. 2018, J-PAL and IPA 2015, Juillard et al. 2016, Liu and Kontoleon 2018, Loevinsohn et al. 2013, Stewart et al. 2015, Sulaiman 2016, Ton et al. 2013, Ton et al. 2017.

Unsurprisingly, the reviews that we identified cover a wide brief in terms of intervention types (see Figure 11 above). The 9 impact evaluations all focused on graduation

programmes. Thus, it is not surprising to find a wide range of outcomes and impacts. Figure 12 indicates that many of the livelihood and graduation programmes discussed in the reviews we found focus on livelihood security but also on income generation – an outcome that they have in common with financial inclusion programmes. Similarly, the 9 impact evaluations largely focus on well-being as the main outcome of interest, followed by income generation.

Figure 12: Outcome types across reviews



Note: Number and types of outcomes identified across 17 reviews: Banerjee et al. 2015, Blackmore et al. 2018, Blundo et al. 2018, Bowler et al. 2010, Cho and Honorati 2013, Dickson and Bangpan 2012, Halder and Mosley 2004, Hemming et al. 2018, Higgins et al. 2018, J-PAL and IPA 2015, Juillard et al. 2016, Liu and Kontoleon 2018, Loevinsohn et al. 2013, Stewart et al. 2015, Sulaiman 2016, Ton et al. 2013, Ton et al. 2017.

9 of the 17 reviews reported positive impacts across a wide range of outcomes, while 3 reported largely positive but also some mixed impacts, and 5 reported only mixed impacts. 6 of the 17 reviews focus on income generation and 3 of those found positive and 1 positive-mixed evidence while 2 found mixed evidence. The 9 impact evaluations covering graduation programmes are dominated by Randomised Controlled Trials (RCTs) but also some quasi-experiments, finding, similar to the reviews, positive (4 studies), positive and mixed (2 studies) and mixed impacts (3 studies).

It is important to note that we find high levels of heterogeneity within livelihood and graduation type of activities across the reviews and impact evaluations. Furthermore, context may very much drive the difference in effects. Geographically, the studies we identified were widely dispersed and the quality of the evidence also needs to be taken into consideration to be able to assess the reliability of their findings. However, examining these issues in greater depth is beyond the scope of this review. We concluded from this brief review that the picture is similarly mixed and heterogeneous for graduation and livelihood programmes. We also note that, at least in the case of graduation approaches, there is a clear evidence gap, with no meta-study having yet been done.

Our unsystematic and brief review of the livelihoods and graduation programmes only skims the surface of potential alternatives to financial inclusion interventions. It would also be worth exploring the cost effectiveness of financial inclusion interventions vis-à-vis livelihoods and graduation programmes or additional alternatives; but this may open up

another 'can of worms' altogether, which we cannot engage with here, and would first require similar levels of evidence synthesis between the interventions to have been attained.

Going forward, it would be worth trying to grapple with the high levels of heterogeneity within livelihoods and graduation programmes to better understand what drives their impacts and how they may be best integrated with, or promoted instead of, financial inclusion interventions, to enhance and harness the limited impacts we observe in financial inclusion. There may also be other alternatives worth investigating, such as social safety net programmes.

The point is that the alternative to financial inclusion is not “do nothing”, or to prioritise financial inclusion over the delivery of other services and forms of assistance, but rather to uncover what works best for whom and where, and how best to deliver it. Overall, a more open and clear-sighted discussion in the policy and research space is needed on the many valid alternatives to financial inclusion programming and on how best to gain the necessary evidence to inform that discussion.

4.2 Overall Completeness and Applicability of Evidence

During the in-depth synthesis of the 11 medium- and high-confidence meta-studies, a number of evidence gaps became apparent, the largest of which we list below:

- None of the meta-studies we reviewed assessed debt levels or indebtedness patterns. While some reviews reflected in their discussion of results that expanded access to credit can lead to vicious cycles of debt (Stewart et al. 2010; Stewart et al. 2012) or reviewed clients' negative perceptions of debt, none of the reviews assessed debt levels or trajectories as an outcome of financial inclusion. (None of the 21 low-confidence meta-studies made debt or indebtedness patterns their focus, either.) Debt remains the Achilles' Heel of the financial inclusion sector and yet is one of its least systematically studied facets (Guérin et al. 2013).
- We found no evidence on the service/amenities-related impacts of financial inclusion (beyond education), e.g. water credit, sanitation loans, or loans for micro solar systems, which have grown rapidly in recent years. Especially the notion of 'Green Microfinance', where microfinance is applied to promote environmental sustainability moving beyond alleviating poverty and empowering women, has not been explored in any meta-studies, even though this has been an area of growth increasingly receiving attention from policymakers. (Again, this applies to both higher- and lower-confidence meta-studies.)
- We also found no evidence for the claim that financial inclusion interventions lead to macroeconomic development and thus in turn improve the lives of the poor in low- and middle income countries. None of the studies in our sample (low-, medium or high-confidence), examined the causal link between the development of an inclusive financial sector and economic growth. It is best to abandon this assertion until reliable evidence is found.
- Given that the majority of financial inclusion impacts are found at the early stages of the causal chain (e.g. see Table 9), there is a need for studies to capture long-term effects to demonstrate more meaningful impacts especially at the final

stages of the causal chain. The vast majority of the studies underlying the meta-studies we reviewed in-depth had a duration of 1 to 3 years. These studies are likelier to find changes in behaviours or attitudes rather than structural changes to people's poverty status, and it is not safe to assume that the latter will result from the former. The design of most studies underlying the meta-studies that we reviewed has not been conducive to establishing whether short-term or immediate outcomes (such as financial knowledge or entrepreneurial propensity) translate into intermediate outcomes (such as savings accumulation or microenterprise income) and especially more distal, transformative outcomes (higher net worth or higher incomes).

- We also need more meta-studies that make more of an effort to understand impact heterogeneity. In other words, few of the meta-studies we reviewed in depth successfully unpacked the drivers of heterogeneity of financial inclusion impacts, i.e. impacts are not sufficiently disaggregated by gender, ethnicity, poverty status, etc., and thus we still do not know for whom financial inclusion does or does not work, and why (not).

We found a lack of high-confidence systematic reviews or meta-analyses of (micro)insurance products, despite an underlying rigorous study base already existing. Stewart et al. (2012) attempted to include micro-insurance in their review, but found the insurance services to be too recent to have an adequate evidence base. We found five meta-studies on insurance, including ones focused on the effectiveness of index-based weather insurance (Marr et al. 2016; Cole et al. 2012), and of micro health insurance (Habib et al. 2016; Bhageerati et al. 2017). However, all five were ranked low confidence during the assessment of methodological quality and risk of bias. The evidence regarding the impact of the different types of insurance offered to poor people in financial inclusion programming would be an opportunity for a high-quality, up-to-date systematic review or meta-analysis, potentially by upgrading some of the more comprehensive existing efforts in this field.³⁴

4.3 Quality of the Evidence

In the section 'Risk of bias in included studies', we extensively discussed the quality of the included meta-studies as well as the quality of the primary evidence that informed the meta-studies.

At the level of meta-studies, we had to discard, on quality grounds, from our in-depth review two thirds of the studies that we had initially included. Our quality appraisal was rigorous, as we combined two reputable tools and had them applied independently by a group of RAs and the results checked by the lead review authors.

We should note that the AMSTAR 2 tool and 3ie quality appraisal checklist suffer from a certain degree of residual subjectivity, and the results of applying them were contradictory in the case of a few studies. It is also important to point out that only because a meta-study has been categorized as low confidence, this does not mean that it cannot substantially add meaningful evidence to the knowledge base on the impact of

³⁴ We were surprised that the 3ie critical appraisal checklist and AMSTAR2 tools led us to exclude some of these insurance meta-studies, whose quality we would subjectively have assessed to be higher.

financial inclusion interventions; it means that it did not meet (or report on) the rather stringent technical and procedural requirements that would have made it a medium or high confidence systematic review or meta-analysis according to AMSTAR 2 and the 3ie checklist.

At the primary study level, 7 of the 11 medium- and high-confidence meta-studies stressed the often low quality of the evidence base they had included. Despite quality concerns, however, many low quality primary studies were included in the review process, which in turn raises concerns about the reliability of the overall findings presented in the meta-studies we included, in particular where no mitigating actions were taken, e.g. disaggregating the synthesis of findings by risk of bias level. As argued above, combining a wide range of low quality studies into systematic reviews is unhelpful and potentially risky; we would argue it is analogous to the repackaging of poor-quality assets by financial institutions into larger-volume triple A products as observed in the lead up to the 2008 financial crisis.

4.4 Limitations and Potential Biases in the Review Process

To our knowledge, we conducted the first systematic review of systematic reviews in the area of international development. As such, we did not find much guidance in the literature on how best to embark on such a review in this particular area of research. Hence, we adopted guidance from the Cochrane Collaboration, which is very focused on health-related interventions, and we followed advice shared by Polanin et al. (2017) in the context of education research. We acknowledge that there is significant scope to improve methods guidance as well as reporting standards in the context of systematic reviews of reviews in international development.

Following Cochrane guidance and Polanin et al. (2017), we developed a protocol to set out the systematic review of review process (Duvendack and Mader 2018). We adopted strict inclusion and exclusion criteria to ensure that only relevant systematic review and meta-analysis evidence was considered for the purpose of this review. Hence, the search terms were also carefully considered and trialed on numerous occasions. The search process was very comprehensive, placing no restrictions on the language of papers, but was limited to 2010 onwards (as justified in the 'Search methods for identification of studies' section). With one exception (a study which was subsequently screened out), we only identified English language studies, which may suggest that non-English language studies may not be picked up sufficiently in the course of the search process; this may apply especially to contexts where non-Latin alphabets are used, e.g. Hindi and Chinese scripts were not picked up.

The rigidity of the quality appraisal process that we followed, as per our protocol, led us to exclude from in-depth analysis a number of meta-studies that, using slightly different sets of criteria (and acknowledging the subjectivity and margins in applying some of these criteria, as discussed on various occasions above, and as previously raised by Shea et al. 2017), might have merited inclusion. The appraisal process we adopted may have reduced the risk of bias for our systematic review of reviews, but gave us a more limited evidence base to work with than we would have ideally hoped for.

The two lead reviewers have extensively published in the financial inclusion context, their potential conflicts of interest are clearly acknowledged in the relevant section (below).

4.5 Agreements and Disagreements with Other Studies or Reviews

No conflict with other systematic reviews of reviews exist, as this is the first one on this topic.

5. Author's Conclusions

5.1 Implications for Practice and Policy

We recognise, to follow Whitty (2015:3), that “[p]olicymaking is a professional skill [and] most scientists have no experience of it and it shows”.³⁵ Consequently, we aim for no grand conclusions, but rather would let the results summary largely speak for itself. We hope to have reduced the amount of confusion and uncertainty arising from the many different meta-studies on financial inclusion published in recent years, not least thanks to our systematic assessment of the variations in quality within that field.

We note that, fortunately, our findings regarding impact chime in with an emerging realism around microfinance, including in the donor community: recognising that erstwhile claims of transformative impact were unrealistic and that the hype for microfinance, particularly microcredit, was overblown. We welcome this newfound realism and wish to encourage it with the help of this review, in which we provided a systematic review of the evidence as well as the areas of doubt in the evidence base. At the same time, we wished that going through all stages of the hype cycle – enthusiasm, inflated expectations, and disillusionment – had not been necessary in order to arrive here. And lastly, we must warn that we see a similar hype of strong claims emerging around the much more encompassing notion of financial inclusion, with the promise of marrying macro-structural economic improvements with micro-structural poverty relief. Consequently, we chose “financial inclusion” rather than “microfinance” as the frame of this evidence review. We found no evidence for the wider claims made for the beneficence of financial inclusion, as offering poor people a better service, or as having broader macro-structural effects, being any truer than those once made for microfinance, in large part due to a lack of appropriate research at the meta-study level. We strongly caution against repeating the hype cycle, this time around the idea of financial inclusion.

A rigorous assessment of the meta-study evidence base on financial inclusion impacts led us to find impacts that often varied, and that were often more likely to be positive than negative but that also largely occurred in the early stages of the causal chain, which casts doubts onto their being transformative in nature, scope and/or scale. The impacts we found further along the causal chain, on indicators such as incomes or assets, were very small and not consistent across study samples and programmatic contexts or types of interventions. The effects of financial services on women’s empowerment seem to be an exception, with generally positive impacts, but again, these impacts are small, often are related to non-financial programme features, and are highly dependent on the

³⁵ Christopher Whitty was Chief Scientific Adviser at the UK Department for International Development (DFID).

aspects of empowerment under investigation. Also, they were often shaped by diverging views and methodologies regarding how to assess empowerment. Furthermore, quality concerns at the meta-study as well as at the primary study level should further caution against reading too much into the findings of impacts that we report; major doubts remain about the confidence we can place in many meta-study findings. In particular, the lack of consistent findings regarding enterprise growth and entrepreneurship propensity lends some credence to the turn away from focusing on microenterprise promotion in financial inclusion. One promising aspect we discovered, however, relates to accessing savings opportunities. The effects may be small, but they are more consistently positive than some of the other effects we found, with fewer downside risks for the users than from credit products. Savings does some good and little harm.

5.2 Implications for Research

We have taken the evolution of the financial inclusion impact literature toward a natural conclusion, with a higher level of evidence systematisation, to provide an overview of what has become an increasingly perplexing array of meta-studies that each offer partial overviews. By reviewing these reviews, we have drawn on what is likely the largest-ever evidence base on financial inclusion impacts, and have uncovered strengths, gaps and weaknesses of the existing high-level evidence.

From this review, the (perhaps boring) truth that seems to emerge about financial inclusion is that it is not changing the world. On average, financial services may not even have a meaningful net positive effect on poor or low-income users, although some services have some positive effects for some people. Considering that for most people financial inclusion (which financial services they can access, and how they use them) will be only one among many possible determinants of their life chances and their socio-economic well-being, this finding ought not to be unexpected, and we anticipate that it will be confirmed by future research. Our findings add to an emerging realism about microfinance, which we hope will soon extend to the presently more inflated expectations for financial inclusion.

In terms of evidence gaps, it is noteworthy that none of the meta-studies we reviewed (high-, medium- or low-confidence) managed to assess debt levels or indebtedness patterns in depth as an outcome of financial inclusion. While we cannot comment on the precise reasons for the lack of attention paid to the issue, we are aware of it being a blind spot of the underlying primary studies. We find this to be a glaring omission of the financial inclusion literature as a whole, and argue the political economy of research funding needs to shift such that researchers are enabled and encouraged to more rigorously explore the most important downsides and risks of development initiatives like financial inclusion. Furthermore, we found no evidence (among the high-, medium- or low-confidence meta-studies) for the claim that financial inclusion interventions lead to macroeconomic development and subsequent improvements in the lives of the poor. This may be because the argument has only become prominent in recent years. There is also not much attention given (among the high-, medium- or low-confidence meta-studies) to service/amenities-related programmes such as water credit, sanitation loans, or loans for micro solar systems, especially the notion of 'Green Microfinance' where microfinance is applied to promote environmental sustainability.

Given that the majority of financial inclusion impacts we found in assessing the high- and medium-confidence studies were at the early stages of the causal chain, there is a need for studies to better capture long-term effects and demonstrate more meaningful impacts, especially at the final stages of the causal chain. The vast majority of the studies that our meta-studies had reviewed had a duration of 1 to 3 years. These studies are likelier to find changes in behaviours or attitudes rather than structural changes to people's poverty status, and it is not safe to assume that the latter will result from the former. The design of most studies underlying the meta-studies that we reviewed has not been conducive to establishing whether short-term or immediate outcomes (such as financial knowledge or entrepreneurial propensity) would translate into intermediate outcomes (such as savings accumulation or microenterprise income) and especially more distal, transformative outcomes (higher net worth or higher incomes). We would suggest that this also reflects a problem of the political economy of development research: a combination of funder restrictions (favouring shorter timelines over multi-year projects) and a difficulty of gaining long-term support from the implementer organisations.

Finally, we only found meta-study (Peters et al. 2016) exclusively drawing on qualitative studies, and two that systematically incorporated qualitative evidence for part of their review (Vaessen et al. 2014; Brody et al. 2015), which suggests that qualitative evidence is still under-utilised in the systematic review process.

We have also encountered some important limitations of working at this level of systematisation, including: difficulties of assessing the reliability of the levels of evidence underlying ours (respectively having to rely on others' claims and assessments of its reliability and having to deal with a lack of reporting); analysing effect sizes that are presented in standardised and indexed form, which often reveal little about the underlying measures used (which can be contested and highly heterogeneous, as in the case of women's empowerment – see Vaessen et al. 2014 for a good discussion); the different ways in which data have been analysed and findings presented across very different types of meta-studies; crude categories for intervention and outcome types, lumping together a highly diverse evidence base that muddies the waters further.

Going forward, we would recommend that authors of primary studies and meta-studies engage more critically with study quality and ensure better, more detailed reporting of the concepts, data and methods they used. At the review of review level, more methods guidance (especially in terms of synthesis approaches) and clearer reporting standards that adapt the Cochrane health-focused guidance to the social science and international development context would be helpful.

Appendixes

Appendix A: Search Strategies

1. Academic Search Complete (EBSCO) – Searched 10th November 2017

S23 S11 AND S16 AND S21 Limiters - Published Date: 20100101-20181231

366 hits

S22 S16 AND S21

2,637

S21 S17 OR S18 OR S19 OR S20

216,396

S20 TI ((mhealth or "mobile health" or m-health)) OR AB ((mhealth or "mobile health" or m-health)) OR SU ((mhealth or "mobile health" or m-health))

1,504

S19 SU (micro-finance OR "micro finance" OR microfinance OR micro-loan* OR microloan* OR "micro loan*" OR microleas* OR micro-leas* OR "micro leas*" OR microlending OR micro-lending OR "micro lending" OR microinsurance OR micro-insurance OR "micro insurance" OR "microgroup lending" OR microfranchis* OR micro-franchis* OR "micro franchis*" OR "micro credit*" OR microcredit* OR micro-credit* OR "micro enterprise*" OR microenterprise* OR micro-enterprise* OR "micro entrepreneur*" OR microentrepreneur* OR micro-entrepreneur* OR saving* OR micro-saving* OR microsaving* OR "Smallholder financ*" OR "rural financ*" OR "rural credit" OR ROSCAs OR SHGs OR "group lending" OR "community savings" or "small loan*" or "small lend*" or ((bank or credit*) N3 cooperat*) or ((credit or loan* or lend*) N3 program*) or (community N3 (bank* or saving* or loan* or lend*)) or "income generat*" or grameen OR ROSCA* OR stokvel* OR ((financial OR economic) N2 (literacy OR education OR skills OR training OR knowledge OR capab*)) OR banking OR budgeting OR "money manag*" OR "consumption smoothing" OR rationing OR earmarking OR "bank account*" OR "youth account*" OR "lock box*" OR "piggy bank*" OR "saving box*" OR ((access* OR participat*) N3 (financ* OR credit OR saving* OR loan* OR lending)) OR "financial inclusion" OR "inclusive finance" OR fintech OR "mobile monies" OR M-PESA OR "mobile banking" OR cashless)

66,273

S18 AB (micro-finance OR "micro finance" OR microfinance OR micro-loan* OR microloan* OR "micro loan*" OR microleas* OR micro-leas* OR "micro leas*" OR microlending OR micro-lending OR "micro lending" OR microinsurance OR micro-insurance OR "micro insurance" OR "microgroup lending" OR microfranchis* OR micro-franchis* OR "micro franchis*" OR "micro credit*" OR microcredit* OR micro-credit* OR "micro enterprise*" OR microenterprise* OR micro-enterprise* OR "micro entrepreneur*" OR microentrepreneur* OR micro-entrepreneur* OR saving* OR micro-saving* OR

microsaving* OR "Smallholder financ*" OR "rural financ*" OR "rural credit" OR SHGs OR "group lending" OR "community savings" or "small loan*" or "small lend*" or ((bank or credit*) N3 cooperat*) or ((credit or loan* or lend*) N3 program*) or (community N3 (bank* or saving* or loan* or lend*)) or "income generat*" or grameen OR ROSCA* OR stokvel* OR ((financial OR economic) N2 (literacy OR education OR skills OR training OR knowledge OR capab*)) OR banking OR budgeting OR "money manag*" OR "consumption smoothing" OR rationing OR earmarking OR "bank account*" OR "youth account*" OR "lock box*" OR "piggy bank*" OR "saving box*" OR ((access* OR participat*) N3 (financ* OR credit OR saving* OR loan* OR lending)) OR "financial inclusion" OR "inclusive finance" OR fintech OR "mobile monies" OR M-PESA OR "mobile banking" OR cashless)

158,815

S17 TI (micro-finance OR "micro finance" OR microfinance OR micro-loan* OR microloan* OR "micro loan*" OR microleas* OR micro-leas* OR "micro leas*" OR microlending OR micro-lending OR "micro lending" OR microinsurance OR micro-insurance OR "micro insurance" OR "microgroup lending" OR microfranchis* OR micro-franchis* OR "micro franchis*" OR "micro credit*" OR microcredit* OR micro-credit* OR "micro enterprise*" OR microenterprise* OR micro-enterprise* OR "micro entrepreneur*" OR microentrepreneur* OR micro-entrepreneur* OR saving* OR micro-saving* OR microsaving* OR "Smallholder financ*" OR "rural financ*" OR "rural credit" OR SHGs OR "group lending" OR "community savings" or "small loan*" or "small lend*" or ((bank or credit*) N3 cooperat*) or ((credit or loan* or lend*) N3 program*) or (community N3 (bank* or saving* or loan* or lend*)) or "income generat*" or grameen OR ROSCA* OR stokvel* OR ((financial OR economic) N2 (literacy OR education OR skills OR training OR knowledge OR capab*)) OR banking OR budgeting OR "money manag*" OR "consumption smoothing" OR rationing OR earmarking OR "bank account*" OR "youth account*" OR "lock box*" OR "piggy bank*" OR "saving box*" OR ((access* OR participat*) N3 (financ* OR credit OR saving* OR loan* OR lending)) OR "financial inclusion" OR "inclusive finance" OR fintech OR "mobile monies" OR M-PESA OR "mobile banking" OR cashless)

34,309

S16 S12 or S13 or S14 or S15

433,532

S15 TI (("literature search" OR "database search" OR "bibliographic* search" OR "comprehensive search" OR "extensive search" OR "exhaustive search" OR "purposive search" OR "representative search" or "systemat* search")) OR AB (("literature search" OR "database search" OR "bibliographic* search" OR "comprehensive search" OR "extensive search" OR "exhaustive search" OR "purposive search" OR "representative search" or "systemat* search")) OR SU (("literature search" OR "database search" OR "bibliographic* search" OR "comprehensive search" OR "extensive search" OR "exhaustive search" OR "purposive search" OR "representative search" or "systemat* search"))

25,968

S14 TI ((review N3 (effectiveness OR effects OR systemat* OR synth* OR integrat* OR map* OR methodologic* OR quantitative OR evidence OR literature))) OR AB ((review N3 (effectiveness OR effects OR systemat* OR synth* OR integrat* OR map* OR methodologic* OR quantitative OR evidence OR literature))) OR SU ((review N3 (effectiveness OR effects OR systemat* OR synth* OR integrat* OR map* OR methodologic* OR quantitative OR evidence OR literature)))

223,448

S13 TI (("Meta regression" OR "meta synth*" OR "meta-synth*" OR "meta analy*" OR "metaanaly*" OR "meta-analy*" OR "metanaly*" OR "Metaregression" OR "Meta-regression" OR "Methodologic* overview" OR "pool* analys*" OR "pool* data" OR "Quantitative* overview" OR "research integration")) OR AB (("Meta regression" OR "meta synth*" OR "meta-synth*" OR "meta analy*" OR "metaanaly*" OR "meta-analy*" OR "metanaly*" OR "Metaregression" OR "Meta-regression" OR "Methodologic* overview" OR "pool* analys*" OR "pool* data" OR "Quantitative* overview" OR "research integration")) OR SU (("Meta regression" OR "meta synth*" OR "meta-synth*" OR "meta analy*" OR "metaanaly*" OR "meta-analy*" OR "metanaly*" OR "Metaregression" OR "Meta-regression" OR "Methodologic* overview" OR "pool* analys*" OR "pool* data" OR "Quantitative* overview" OR "research integration"))

81,114

S12 TI (((Systematic* OR synthes*) N3 (Research OR evaluation* OR finding* OR thematic* OR report OR descriptive OR explanatory OR narrative OR meta* OR review* OR data OR literature OR studies OR evidence OR map OR quantitative OR study OR studies OR paper OR impact OR impacts OR effect* OR compar*))) OR AB (((Systematic* OR synthes*) N3 (Research OR evaluation* OR finding* OR thematic* OR report OR descriptive OR explanatory OR narrative OR meta* OR review* OR data OR literature OR studies OR evidence OR map OR quantitative OR study OR studies OR paper OR impact OR impacts OR effect* OR compar*))) OR SU (((Systematic* OR synthes*) N3 (Research OR evaluation* OR finding* OR thematic* OR report OR descriptive OR explanatory OR narrative OR meta* OR review* OR data OR literature OR studies OR evidence OR map OR quantitative OR study OR studies OR paper OR impact OR impacts OR effect* OR compar*)))

238,573

S11 S1 OR S2 OR S3 OR S4 OR S5 OR S6 OR S7 OR S8 OR S9 OR S10

2,444,336

S10 TI (Africa or Asia or Caribbean or "West Indies" or "South America" or "Latin America" or "Central America" OR "Middle East") OR AB (Africa or Asia or Caribbean or "West Indies" or "South America" or "Latin America" or "Central America" OR "Middle East") OR SU (Africa or Asia or Caribbean or "West Indies" or "South America" or "Latin America" or "Central America" OR "Middle East") OR GE (Africa or Asia or Caribbean or "West Indies" or "South America" or "Latin America" or "Central America" OR "Middle East")

453,330

S9 TI (("transitional country" or "transitional countries")) OR AB (("transitional country" or "transitional countries")) OR SU (("transitional country" or "transitional countries"))

227

S8 TI ((Imic or Imics or "third world" or "lami country" or "lami countries")) OR AB ((Imic or Imics or "third world" or "lami country" or "lami countries")) OR SU ((Imic or Imics or "third world" or "lami country" or "lami countries"))

10,222

S7 TI (low N3 middle N3 countr*) OR AB (low N3 middle N3 countr*) OR SU (low N3 middle N3 countr*)

6,211

S6 TI (low* N1 (gdp or gnp or "gross domestic" or "gross national")) OR AB (low* N1 (gdp or gnp or "gross domestic" or "gross national")) OR SU (low* N1 (gdp or gnp or "gross domestic" or "gross national"))

256

S5 TI ((developing or less* N1 developed or "under developed" or underdeveloped or "middle income" or low* N1 income) N1 (economy or economies)) OR AB ((developing or less* N1 developed or "under developed" or underdeveloped or "middle income" or low* N1 income) N1 (economy or economies)) OR SU ((developing or less* N1 developed or "under developed" or underdeveloped or "middle income" or low* N1 income) N1 (economy or economies))

1,996

S4 TI ((developing or less* N1 developed or "under developed" or underdeveloped or "middle income" or low* N1 income or underserved or "under served" or deprived or poor*) N1 (countr* or nation* or population* or world)) OR AB ((developing or less* N1 developed or "under developed" or underdeveloped or "middle income" or low* N1 income or underserved or "under served" or deprived or poor*) N1 (countr* or nation* or population* or world)) OR SU ((developing or less* N1 developed or "under developed" or underdeveloped or "middle income" or low* N1 income or underserved or "under served" or deprived or poor*) N1 (countr* or nation* or population* or world))

94,574

S3 AB Afghanistan OR Albania OR Algeria OR Angola OR Antigua OR Barbuda OR Argentina OR Armenia OR Armenian OR Aruba OR Azerbaijan OR Bahrain OR Bangladesh OR Barbados OR Benin OR Belize OR Bhutan OR Bolivia OR Botswana OR Brazil OR Brasil OR "Burkina Faso" OR "Burkina Fasso" OR "Upper Volta" OR Burundi OR Urundi OR Cambodia OR "Khmer Republic" OR Kampuchea OR Cameroon OR Cameroons OR Cameron OR Camerons OR "Cape Verde" OR "Central African Republic" OR Chad OR Chile OR China OR Colombia OR Comoros OR "Comoro

Islands" OR Comores OR Mayotte OR Congo OR Zaire OR "Costa Rica" OR "Cote d'Ivoire" OR "Ivory Coast" OR Cuba OR "Djibouti" OR "French Somaliland" OR Dominica OR "Dominican Republic" OR "East Timor" OR "East Timur" OR "Timor Leste" OR Ecuador OR Egypt OR "United Arab Republic" OR "El Salvador" OR Eritrea OR Ethiopia OR Fiji OR Gabon OR "Gabonese Republic" OR Gambia OR Gaza OR "Georgia Republic" OR "Georgian Republic" OR Ghana OR "Gold Coast" OR Grenada OR Guatemala OR Guinea OR Guam OR Guiana OR Guyana OR Haiti OR Honduras OR India OR Maldives OR Indonesia OR Iran OR Iraq OR Jamaica OR Jordan OR Kazakhstan OR Kazakh OR Kenya OR Kiribati OR Korea OR Kosovo OR Kyrgyzstan OR Kirghizia OR "Kyrgyz Republic" OR Kirghiz OR Kirgizstan OR "Lao PDR" OR Laos OR Lebanon OR Lesotho OR Basutoland OR Liberia OR Libya OR Madagascar OR "Malagasy Republic" OR Malaysia OR Malaya OR Malay OR Sabah OR Sarawak OR Malawi OR Nyasaland OR Mali OR "Marshall Islands" OR Mauritania OR Mauritius OR "Agalega Islands" OR Mexico OR Micronesia OR "Middle East" OR Moldova OR Moldavia OR Moldovan OR Mongolia OR Montenegro OR Morocco OR Ifni OR Mozambique OR Myanmar OR Myanma OR Burma OR Namibia OR Nepal OR Antilles OR "New Caledonia" OR Nicaragua OR Niger OR Nigeria OR "Mariana Islands" OR Oman OR Muscat OR Pakistan OR Palau OR Palestine OR Panama OR Paraguay OR Peru OR Philippines OR Philipines OR Phillipines OR Phillippines OR "Puerto Rico" OR Rwanda OR Ruanda OR "Saint Kitts" OR "St Kitts" OR Nevis OR "Saint Lucia" OR "St Lucia" OR "Saint Vincent" OR "St Vincent" OR "Grenadines" OR "Samoa" OR "Samoan Islands" OR "Navigator Island" OR "Navigator Islands" OR "Sao Tome" OR "Saudi Arabia" OR Senegal OR Seychelles OR "Sierra Leone" OR "Sri Lanka" OR "Solomon Islands" OR Somalia OR Sudan OR Suriname OR Surinam OR Swaziland OR Syria OR Tajikistan OR Tadjhikistan OR Tadjikistan OR Tadjhik OR Tanzania OR Thailand OR Togo OR "Togolese Republic" OR Tonga OR Trinidad OR Tobago OR Tunisia OR Turkey OR Turkmenistan OR Turkmen OR Uganda OR Ukraine OR Uruguay OR Uzbekistan OR Uzbek OR Vanuatu OR "New Hebrides" OR Venezuela OR Vietnam OR "Viet Nam" OR "West Bank" OR Yemen OR Zambia OR Zimbabwe OR Jamahiriya OR Jamahiryria OR Libia OR Mocambique OR Principe OR Syrian OR "Indian Ocean" OR Melanesia OR "Western Sahara"

1,733,865

S2 TI Afghanistan OR Albania OR Algeria OR Angola OR Antigua OR Barbuda OR Argentina OR Armenia OR Armenian OR Aruba OR Azerbaijan OR Bahrain OR Bangladesh OR Barbados OR Benin OR Belize OR Bhutan OR Bolivia OR Botswana OR Brazil OR Brasil OR "Burkina Faso" OR "Burkina Fasso" OR "Upper Volta" OR Burundi OR Urundi OR Cambodia OR "Khmer Republic" OR Kampuchea OR Cameroon OR Cameroons OR Cameron OR Camerons OR "Cape Verde" OR "Central African Republic" OR Chad OR Chile OR China OR Colombia OR Comoros OR "Comoro Islands" OR Comores OR Mayotte OR Congo OR Zaire OR "Costa Rica" OR "Cote d'Ivoire" OR "Ivory Coast" OR Cuba OR "Djibouti" OR "French Somaliland" OR Dominica OR "Dominican Republic" OR "East Timor" OR "East Timur" OR "Timor Leste" OR Ecuador OR Egypt OR "United Arab Republic" OR "El Salvador" OR Eritrea OR Ethiopia OR Fiji OR Gabon OR "Gabonese Republic" OR Gambia OR Gaza OR "Georgia Republic" OR "Georgian Republic" OR Ghana OR "Gold Coast" OR Grenada OR Guatemala OR Guinea OR Guam OR Guiana OR Guyana OR Haiti OR Honduras OR

India OR Maldives OR Indonesia OR Iran OR Iraq OR Jamaica OR Jordan OR Kazakhstan OR Kazakh OR Kenya OR Kiribati OR Korea OR Kosovo OR Kyrgyzstan OR Kirghizia OR "Kyrgyz Republic" OR Kirghiz OR Kirgizstan OR "Lao PDR" OR Laos OR Lebanon OR Lesotho OR Basutoland OR Liberia OR Libya OR Madagascar OR "Malagasy Republic" OR Malaysia OR Malaya OR Malay OR Sabah OR Sarawak OR Malawi OR Nyasaland OR Mali OR "Marshall Islands" OR Mauritania OR Mauritius OR "Agalega Islands" OR Mexico OR Micronesia OR "Middle East" OR Moldova OR Moldavia OR Moldovian OR Mongolia OR Montenegro OR Morocco OR Ifni OR Mozambique OR Myanmar OR Myanma OR Burma OR Namibia OR Nepal OR Antilles OR "New Caledonia" OR Nicaragua OR Niger OR Nigeria OR "Mariana Islands" OR Oman OR Muscat OR Pakistan OR Palau OR Palestine OR Panama OR Paraguay OR Peru OR Philippines OR Philipines OR Phillipines OR Phillippines OR "Puerto Rico" OR Rwanda OR Ruanda OR "Saint Kitts" OR "St Kitts" OR Nevis OR "Saint Lucia" OR "St Lucia" OR "Saint Vincent" OR "St Vincent" OR "Grenadines" OR "Samoa" OR "Samoan Islands" OR "Navigator Island" OR "Navigator Islands" OR "Sao Tome" OR "Saudi Arabia" OR Senegal OR Seychelles OR "Sierra Leone" OR "Sri Lanka" OR "Solomon Islands" OR Somalia OR Sudan OR Suriname OR Surinam OR Swaziland OR Syria OR Tajikistan OR Tadjhikistan OR Tadjikistan OR Tadjhik OR Tanzania OR Thailand OR Togo OR "Togolese Republic" OR Tonga OR Trinidad OR Tobago OR Tunisia OR Turkey OR Turkmenistan OR Turkmen OR Uganda OR Ukraine OR Uruguay OR Uzbekistan OR Uzbek OR Vanuatu OR "New Hebrides" OR Venezuela OR Vietnam OR "Viet Nam" OR "West Bank" OR Yemen OR Zambia OR Zimbabwe OR Jamahiriya OR Jamahiryria OR Libia OR Mocambique OR Principe OR Syrian OR "Indian Ocean" OR Melanesia OR "Western Sahara"

837,520

S1 SU Afghanistan OR Albania OR Algeria OR Angola OR Antigua OR Barbuda OR Argentina OR Armenia OR Armenian OR Aruba OR Azerbaijan OR Bahrain OR Bangladesh OR Barbados OR Benin OR Belize OR Bhutan OR Bolivia OR Botswana OR Brazil OR Brasil OR "Burkina Faso" OR "Burkina Fasso" OR "Upper Volta" OR Burundi OR Urundi OR Cambodia OR "Khmer Republic" OR Kampuchea OR Cameroon OR Cameroons OR Cameron OR Camerons OR "Cape Verde" OR "Central African Republic" OR Chad OR Chile OR China OR Colombia OR Comoros OR "Comoro Islands" OR Comores OR Mayotte OR Congo OR Zaire OR "Costa Rica" OR "Cote d'Ivoire" OR "Ivory Coast" OR Cuba OR "Djibouti" OR "French Somaliland" OR Dominica OR "Dominican Republic" OR "East Timor" OR "East Timur" OR "Timor Leste" OR Ecuador OR Egypt OR "United Arab Republic" OR "El Salvador" OR Eritrea OR Ethiopia OR Fiji OR Gabon OR "Gabonese Republic" OR Gambia OR Gaza OR "Georgia Republic" OR "Georgian Republic" OR Ghana OR "Gold Coast" OR Grenada OR Guatemala OR Guinea OR Guam OR Guiana OR Guyana OR Haiti OR Honduras OR India OR Maldives OR Indonesia OR Iran OR Iraq OR Jamaica OR Jordan OR Kazakhstan OR Kazakh OR Kenya OR Kiribati OR Korea OR Kosovo OR Kyrgyzstan OR Kirghizia OR "Kyrgyz Republic" OR Kirghiz OR Kirgizstan OR "Lao PDR" OR Laos OR Lebanon OR Lesotho OR Basutoland OR Liberia OR Libya OR Madagascar OR "Malagasy Republic" OR Malaysia OR Malaya OR Malay OR Sabah OR Sarawak OR Malawi OR Nyasaland OR Mali OR "Marshall Islands" OR Mauritania OR Mauritius OR "Agalega Islands" OR Mexico OR Micronesia OR "Middle East" OR Moldova OR

Moldovia OR Moldovian OR Mongolia OR Montenegro OR Morocco OR Ifni OR Mozambique OR Myanmar OR Myanma OR Burma OR Namibia OR Nepal OR Antilles OR "New Caledonia" OR Nicaragua OR Niger OR Nigeria OR "Mariana Islands" OR Oman OR Muscat OR Pakistan OR Palau OR Palestine OR Panama OR Paraguay OR Peru OR Philippines OR Philipines OR Phillipines OR Phillippines OR "Puerto Rico" OR Rwanda OR Ruanda OR "Saint Kitts" OR "St Kitts" OR Nevis OR "Saint Lucia" OR "St Lucia" OR "Saint Vincent" OR "St Vincent" OR "Grenadines" OR "Samoa" OR "Samoan Islands" OR "Navigator Island" OR "Navigator Islands" OR "Sao Tome" OR "Saudi Arabia" OR Senegal OR Seychelles OR "Sierra Leone" OR "Sri Lanka" OR "Solomon Islands" OR Somalia OR Sudan OR Suriname OR Surinam OR Swaziland OR Syria OR Tajikistan OR Tadjhikistan OR Tadjikistan OR Tadjhik OR Tanzania OR Thailand OR Togo OR "Togolese Republic" OR Tonga OR Trinidad OR Tobago OR Tunisia OR Turkey OR Turkmenistan OR Turkmen OR Uganda OR Ukraine OR Uruguay OR Uzbekistan OR Uzbek OR Vanuatu OR "New Hebrides" OR Venezuela OR Vietnam OR "Viet Nam" OR "West Bank" OR Yemen OR Zambia OR Zimbabwe OR Jamahiriya OR Jamahiryria OR Libia OR Mocambique OR Principe OR Syrian OR "Indian Ocean" OR Melanesia OR "Western Sahara"

1,272,552

EBSCO Discovery Service - Searched 10th November 2017

Strategy for Academic Search Complete (above) used – limited to:

- 2. EconLit (510 hits)**
- 3. RePEc (238 hits)**
- 4. World Bank e-Library (40 hits)**
- 5. Scopus – Searched 10th November 2017**

(((TITLE-ABS-KEY (mhealth OR "mobile health" OR "m health" OR m-health)))
 OR ((TITLE-ABS-KEY (micro-finance OR "micro finance" OR microfinance OR
 micro-loan* OR microloan* OR "micro loan*" OR microleas* OR micro-leas* OR
 "micro leas*" OR microlending OR micro-lending OR "micro lending" OR
 microinsurance OR micro-insurance OR "micro insurance" OR "microgroup lending"
 OR microfranchis* OR micro-franchis* OR "micro franchis*" OR "micro credit*" OR
 microcredit* OR micro-credit* OR "micro enterprise*" OR microenterprise* OR
 micro-enterprise* OR "micro entrepreneur*" OR microentrepreneur* OR micro-
 entrepreneur* OR saving* OR micro-saving* OR microsaving* OR "Smallholder
 financ*" OR "rural financ*" OR "rural credit" OR roscas OR shgs OR "group
 lending" OR "community savings" OR "small loan*" OR "small lend*" OR ((bank*
 OR credit*) W/3 cooperat*) OR ((credit OR loan* OR lend*) W/3 program*)
 OR (community W/3 (bank* OR saving* OR loan* OR lend*)) OR "income
 generat*" OR grameen OR rosca* OR stokvel* OR ((financial OR economic)
 W/2 (literacy OR education OR skills OR training OR knowledge OR capab*))
 OR banking OR budgeting OR "money manag*" OR "consumption smoothing" OR
 rationing OR earmarking OR "bank account*" OR "youth account*" OR "lock box*"
 OR "piggy bank*" OR "saving box*" OR ((access* OR participat*) W/3 (financ*

OR credit OR saving* OR loan* OR lending)) OR "financial inclusion" OR "inclusive finance" OR fintech OR "mobile monies" OR m-pesa OR "mobile banking" OR cashless)))) AND (((TITLE-ABS-KEY ("literature search" OR "database search" OR "bibliographic* search" OR "comprehensive search" OR "extensive search" OR "exhaustive search" OR "purposive search" OR "representative search" OR "systemat* search"))) OR ((TITLE-ABS-KEY (review W/3 (effectiveness OR effects OR systemat* OR synth* OR integrat* OR map* OR methodologic* OR quantitative OR evidence OR literature))) OR ((TITLE-ABS-KEY ("Meta regression" OR "meta synth*" OR "meta-synth*" OR "meta analy*" OR "metaanaly*" OR "meta-analy*" OR "metanaly*" OR "Metaregression" OR "Meta-regression" OR "Methodologic* overview" OR "pool* analys*" OR "pool* data" OR "Quantitative* overview" OR "research integration"))) OR ((TITLE-ABS-KEY ((systematic* OR synthes*) W/3 (research OR evaluation* OR finding* OR thematic* OR report OR descriptive OR explanatory OR narrative OR meta* OR review* OR data OR literature OR studies OR evidence OR map OR quantitative OR study OR studies OR paper OR impact OR impacts OR effect* OR compar*))))) AND (((TITLE-ABS-KEY (low* W/1 (gdp OR gnp OR "gross domestic" OR "gross national"))))) OR ((TITLE-ABS-KEY ((developing OR less* W/1 developed OR "under developed" OR underdeveloped OR "middle income" OR low* W/1 income) W/1 (economy OR economies)))) OR ((TITLE-ABS-KEY ((developing OR (less* W/1 developed) OR "under developed" OR underdeveloped OR "middle income" OR (low* W/1 income) OR underserved OR "under served" OR deprived OR poor*) W/1 (countr* OR nation* OR population* OR world))))) OR ((TITLE-ABS-KEY (afghanistan OR albania OR algeria OR angola OR antigua OR barbuda OR argentina OR armenia OR armenian OR aruba OR azerbaijan OR bahrain OR bangladesh OR barbados OR benin OR belize OR bhutan OR bolivia OR botswana OR brazil OR brasil OR "Burkina Faso" OR "Burkina Fasso" OR "Upper Volta" OR burundi OR urundi OR cambodia OR "Khmer Republic" OR kampuchea OR cameroon OR cameroons OR cameron OR camérons OR "Cape Verde" OR "Central African Republic" OR chad OR chile OR china OR colombia OR comoros OR "Comoro Islands" OR comores OR mayotte OR congo OR zaire OR "Costa Rica" OR "Cote d'Ivoire" OR "Ivory Coast" OR cuba OR "Djibouti" OR "French Somaliland" OR dominica OR "Dominican Republic" OR "East Timor" OR "East Timur" OR "Timor Leste" OR ecuador OR egypt OR "United Arab Republic" OR "El Salvador" OR eritrea OR ethiopia OR fiji OR gabon OR "Gabonese Republic" OR gambia OR gaza OR "Georgia Republic" OR "Georgian Republic" OR ghana OR "Gold Coast" OR grenada OR guatemala OR guinea OR guam OR guiana OR guyana OR haiti OR honduras OR india OR maldives OR indonesia OR iran OR iraq OR jamaica OR jordan OR kazakhstan OR kazakh OR kenya OR kiribati OR korea OR kosovo OR kyrgyzstan OR kirghizia OR "Kyrgyz Republic" OR kirghiz OR kirgizstan OR "Lao PDR" OR laos OR lebanon OR lesotho OR basutoland OR liberia OR libya OR madagascar OR "Malagasy Republic" OR malaysia OR malaya OR malay OR sabah OR sarawak OR malawi OR nyasaland OR mali OR "Marshall Islands" OR mauritania OR mauritius OR "Agalega Islands" OR mexico OR micronesia OR "Middle East" OR moldova OR moldovia OR moldovian OR mongolia OR montenegro OR morocco OR ifni OR mozambique OR myanmar OR myanma OR burma OR namibia OR nepal OR antilles OR "New Caledonia" OR nicaragua OR niger OR nigeria OR

"Mariana Islands" OR oman OR muscat OR pakistan OR palau OR palestine OR panama OR paraguay OR peru OR philippines OR philipines OR phillippines OR phillippines OR "Puerto Rico" OR rwanada OR ruanda OR "Saint Kitts" OR "St Kitts" OR nevis OR "Saint Lucia" OR "St Lucia" OR "Saint Vincent" OR "St Vincent" OR "Grenadines" OR "Samoa" OR "Samoa Islands" OR "Navigator Island" OR "Navigator Islands" OR "Sao Tome" OR "Saudi Arabia" OR senegal OR seychelles OR "Sierra Leone" OR "Sri Lanka" OR "Solomon Islands" OR somalia OR sudan OR suriname OR surinam OR swaziland OR syria OR tajikistan OR tadjikistan OR tadjik OR tanzania OR thailand OR togo OR "Togolese Republic" OR tonga OR trinidad OR tobago OR tunisia OR turkey OR turkmenistan OR turkmen OR uganda OR ukraine OR uruguay OR uzbekistan OR uzbek OR vanuatu OR "New Hebrides" OR venezuela OR vietnam OR "Viet Nam" OR "West Bank" OR yemen OR zambia OR zimbabwe OR jamahiriya OR jamahiryria OR libia OR mocambique OR principe OR syrian OR "Indian Ocean" OR melanesia OR "Western Sahara"))) OR (((TITLE-ABS-KEY (africa OR asia OR caribbean OR "West Indies" OR "South America" OR "Latin America" OR "Central America" OR "Middle East"))) OR ((TITLE-ABS-KEY ("transitional country" OR "transitional countries"))) OR ((TITLE-ABS-KEY (lmic OR lmic OR "third world" OR "lami country" OR "lami countries"))) OR ((TITLE-ABS-KEY (low W/3 middle W/3 countr*))) AND (LIMIT-TO (PUBYEAR , 2018) OR LIMIT-TO (PUBYEAR , 2017) OR LIMIT-TO (PUBYEAR , 2016) OR LIMIT-TO (PUBYEAR , 2015) OR LIMIT-TO (PUBYEAR , 2014) OR LIMIT-TO (PUBYEAR , 2013) OR LIMIT-TO (PUBYEAR , 2012) OR LIMIT-TO (PUBYEAR , 2011) OR LIMIT-TO (PUBYEAR , 2010)) 19 (((TITLE-ABS-KEY (mhealth OR "mobile health" OR "m health" OR m-health))) OR ((TITLE-ABS-KEY (micro-finance OR "micro finance" OR microfinance OR micro-loan* OR microloan* OR "micro loan*" OR microleas* OR micro-leas* OR "micro leas*" OR microlending OR micro-lending OR "micro lending" OR microinsurance OR micro-insurance OR "micro insurance" OR "microgroup lending" OR microfranchis* OR micro-franchis* OR "micro franchis*" OR "micro credit*" OR microcredit* OR micro-credit* OR "micro enterprise*" OR microenterprise* OR micro-enterprise* OR "micro entrepreneur*" OR microentrepreneur* OR micro-entrepreneur* OR saving* OR micro-saving* OR microsaving* OR "Smallholder financ*" OR "rural financ*" OR "rural credit" OR roscas OR shgs OR "group lending" OR "community savings" OR "small loan*" OR "small lend*" OR ((bank* OR credit*) W/3 cooperat*) OR ((credit OR loan* OR lend*) W/3 program*) OR (community W/3 (bank* OR saving* OR loan* OR lend*)) OR "income generat*" OR grameen OR rosca* OR stokvel* OR ((financial OR economic) W/2 (literacy OR education OR skills OR training OR knowledge OR capab*)) OR banking OR budgeting OR "money manag*" OR "consumption smoothing" OR rationing OR earmarking OR "bank account*" OR "youth account*" OR "lock box*" OR "piggy bank*" OR "saving box*" OR ((access* OR participat*) W/3 (financ* OR credit OR saving* OR loan* OR lending)) OR "financial inclusion" OR "inclusive finance" OR fintech OR "mobile monies" OR m-pesa OR "mobile banking" OR cashless))) AND (((TITLE-ABS-KEY ("literature search" OR "database search" OR "bibliographic* search" OR comprehensive AND search " OR extensive search" OR "exhaustive search" OR "purposive search" OR "representative search" OR "systemat* search"))) OR ((TITLE-ABS-KEY (review W/3 (effectiveness OR effects OR systemat* OR synth* OR integrat* OR map*

OR methodologic* OR quantitative OR evidence OR literature)))) OR ((TITLE-ABS-KEY ("Meta regression" OR "meta synth*" OR "meta-synth*" OR "meta analy*" OR "metaanaly*" OR "meta-analy*" OR "metanaly*" OR "Metaregression" OR "Meta-regression" OR "Methodologic* overview" OR "pool* analys*" OR "pool* data" OR "Quantitative* overview" OR "research integration")))) OR ((TITLE-ABS-KEY ((systematic* OR synthes*) W/3 (research OR evaluation* OR finding* OR thematic* OR report OR descriptive OR explanatory OR narrative OR meta* OR review* OR data OR literature OR studies OR evidence OR map OR quantitative OR study OR studies OR paper OR impact OR impacts OR effect* OR compar*)))) AND (((TITLE-ABS-KEY (low* W/1 (gdp OR gnp OR "gross domestic" OR "gross national")))) OR ((TITLE-ABS-KEY ((developing OR less* W/1 developed OR "under developed" OR underdeveloped OR "middle income" OR low* W/1 income) W/1 (economy OR economies)))) OR ((TITLE-ABS-KEY ((developing OR (less* W/1 developed) OR "under developed" OR underdeveloped OR "middle income" OR (low* W/1 income) OR underserved OR "under served" OR deprived OR poor*) W/1 (countr* OR nation* OR population* OR world)))) OR ((TITLE-ABS-KEY (afghanistan OR albania OR algeria OR angola OR antigua OR barbuda OR argentina OR armenia OR armenian OR aruba OR azerbaijan OR bahrain OR bangladesh OR barbados OR benin OR belize OR bhutan OR bolivia OR botswana OR brazil OR brasil OR "Burkina Faso" OR "Burkina Fasso" OR "Upper Volta" OR burundi OR urundi OR cambodia OR "Khmer Republic" OR kampuchea OR cameroon OR cameroons OR cameron OR camérons OR "Cape Verde" OR "Central African Republic" OR chad OR chile OR china OR colombia OR comoros OR "Comoro Islands" OR comores OR mayotte OR congo OR zaire OR "Costa Rica" OR "Cote d'Ivoire" OR "Ivory Coast" OR cuba OR "Djibouti" OR "French Somaliland" OR dominica OR "Dominican Republic" OR "East Timor" OR "East Timur" OR "Timor Leste" OR ecuador OR egypt OR "United Arab Republic" OR "El Salvador" OR eritrea OR ethiopia OR fiji OR gabon OR "Gabonese Republic" OR gambia OR gaza OR "Georgia Republic" OR "Georgian Republic" OR ghana OR "Gold Coast" OR grenada OR guatemala OR guinea OR guam OR guiana OR guyana OR haiti OR honduras OR india OR maldives OR indonesia OR iran OR iraq OR jamaica OR jordan OR kazakhstan OR kazakh OR kenya OR kiribati OR korea OR kosovo OR kyrgyzstan OR kirghizia OR "Kyrgyz Republic" OR kirghiz OR kirgizstan OR "Lao PDR" OR laos OR lebanon OR lesotho OR basutoland OR liberia OR libya OR madagascar OR "Malagasy Republic" OR malaysia OR malaya OR malay OR sabah OR sarawak OR malawi OR nyasaland OR mali OR "Marshall Islands" OR mauritania OR mauritius OR "Agalega Islands" OR mexico OR micronesia OR "Middle East" OR moldova OR moldovia OR moldovian OR mongolia OR montenegro OR morocco OR ifni OR mozambique OR myanmar OR myanma OR burma OR namibia OR nepal OR antilles OR "New Caledonia" OR nicaragua OR niger OR nigeria OR "Mariana Islands" OR oman OR muscat OR pakistan OR palau OR palestine OR panama OR paraguay OR peru OR philippines OR philipines OR philippines OR phillippines OR "Puerto Rico" OR rwanda OR ruanda OR "Saint Kitts" OR "St Kitts" OR nevis OR "Saint Lucia" OR "St Lucia" OR "Saint Vincent" OR "St Vincent" OR "Grenadines" OR "Samoa" OR "Samoa Islands" OR "Navigator Island" OR "Navigator Islands" OR "Sao Tome" OR "Saudi Arabia" OR senegal OR seychelles OR "Sierra Leone" OR "Sri Lanka" OR "Solomon Islands" OR somalia

OR sudan OR suriname OR surinam OR swaziland OR syria OR tajikistan OR tadjikistan OR tadjikistan OR tadjik OR tanzania OR thailand OR togo OR "Togolese Republic" OR tonga OR trinidad OR tobago OR tunisia OR turkey OR turkmenistan OR turkmen OR uganda OR ukraine OR uruguay OR uzbekistan OR uzbek OR vanuatu OR "New Hebrides" OR venezuela OR vietnam OR "Viet Nam" OR "West Bank" OR yemen OR zambia OR zimbabwe OR jamahiriya OR jamahiryria OR libia OR mocambique OR principe OR syrian OR "Indian Ocean" OR melanesia OR "Western Sahara")) OR (((TITLE-ABS-KEY (africa OR asia OR caribbean OR "West Indies" OR "South America" OR "Latin America" OR "Central America" OR "Middle East"))) OR ((TITLE-ABS-KEY ("transitional country" OR "transitional countries"))) OR ((TITLE-ABS-KEY (lami OR lami OR "third world" OR "lami country" OR "lami countries"))) OR ((TITLE-ABS-KEY (low W/3 middle W/3 countr*)))) .

1035 hits

6. Web of Science – Searched 14th November 2017

19 **2,014 hits**

#18 AND #8 AND #3 Indexes=SCI-EXPANDED, SSCI, A&HCI Timespan=2010-2017

18 5,049,601

#17 OR #16 OR #15 OR #14 OR #13 OR #12 OR #11 OR #10 OR #9

17 4,637,072

CU=(Afghanistan OR Albania OR Algeria OR Angola OR Antigua OR Barbuda OR Argentina OR Armenia OR Armenian OR Aruba OR Azerbaijan OR Bahrain OR Bangladesh OR Barbados OR Benin OR Belize OR Bhutan OR Bolivia OR Botswana OR Brazil OR Brasil OR "Burkina Faso" OR "Burkina Fasso" OR "Upper Volta" OR Burundi OR Urundi OR Cambodia OR "Khmer Republic" OR Kampuchea OR Cameroon OR Cameroons OR Cameron OR Camerons OR "Cape Verde" OR "Central African Republic" OR Chad OR Chile OR China OR Colombia OR Comoros OR "Comoro Islands" OR Comores OR Mayotte OR Congo OR Zaire OR "Costa Rica" OR "Cote d'Ivoire" OR "Ivory Coast" OR Cuba OR "Djibouti" OR "French Somaliland" OR Dominica OR "Dominican Republic" OR "East Timor" OR "East Timur" OR "Timor Leste" OR Ecuador OR Egypt OR "United Arab Republic" OR "El Salvador" OR Eritrea OR Ethiopia OR Fiji OR Gabon OR "Gabonese Republic" OR Gambia OR Gaza OR "Georgia Republic" OR "Georgian Republic" OR Ghana OR "Gold Coast" OR Grenada OR Guatemala OR Guinea OR Guam OR Guiana OR Guyana OR Haiti OR Honduras OR India OR Maldives OR Indonesia OR Iran OR Iraq OR Jamaica OR Jordan OR Kazakhstan OR Kazakh OR Kenya OR Kiribati OR Korea OR Kosovo OR Kyrgyzstan OR Kirghizia OR "Kyrgyz Republic" OR Kirghiz OR Kirgizstan OR "Lao PDR" OR Laos OR Lebanon OR Lesotho OR Basutoland OR Liberia OR Libya OR Madagascar OR "Malagasy Republic" OR Malaysia OR Malaya OR Malay OR Sabah OR Sarawak OR Malawi OR Nyasaland OR Mali OR "Marshall Islands" OR Mauritania OR Mauritius OR "Agalega Islands" OR Mexico OR Micronesia OR "Middle East" OR Moldova OR Moldovia OR Moldovian OR Mongolia OR Montenegro OR Morocco OR Ifni OR

Mozambique OR Myanmar OR Myanma OR Burma OR Namibia OR Nepal OR Antilles OR "New Caledonia" OR Nicaragua OR Niger OR Nigeria OR "Mariana Islands" OR Oman OR Muscat OR Pakistan OR Palau OR Palestine OR Panama OR Paraguay OR Peru OR Philippines OR Philipines OR Phillipines OR Phillippines OR "Puerto Rico" OR Rwanda OR Ruanda OR "Saint Kitts" OR "St Kitts" OR Nevis OR "Saint Lucia" OR "St Lucia" OR "Saint Vincent" OR "St Vincent" OR "Grenadines" OR "Samoa" OR "Samoan Islands" OR "Navigator Island" OR "Navigator Islands" OR "Sao Tome" OR "Saudi Arabia" OR Senegal OR Seychelles OR "Sierra Leone" OR "Sri Lanka" OR "Solomon Islands" OR Somalia OR Sudan OR Suriname OR Surinam OR Swaziland OR Syria OR Tajikistan OR Tadjhikistan OR Tadjikistan OR Tadjhik OR Tanzania OR Thailand OR Togo OR "Togolese Republic" OR Tonga OR Trinidad OR Tobago OR Tunisia OR Turkey OR Turkmenistan OR Turkmen OR Uganda OR Ukraine OR Uruguay OR Uzbekistan OR Uzbek OR Vanuatu OR "New Hebrides" OR Venezuela OR Vietnam OR "Viet Nam" OR "West Bank" OR Yemen OR Zambia OR Zimbabwe OR Jamahiriya OR Jamahiryria OR Libia OR Mocambique OR Principe OR Syrian OR "Indian Ocean" OR Melanesia OR "Western Sahara")

16 971,268

TS=(Afghanistan OR Albania OR Algeria OR Angola OR Antigua OR Barbuda OR Argentina OR Armenia OR Armenian OR Aruba OR Azerbaijan OR Bahrain OR Bangladesh OR Barbados OR Benin OR Belize OR Bhutan OR Bolivia OR Botswana OR Brazil OR Brasil OR "Burkina Faso" OR "Burkina Fasso" OR "Upper Volta" OR Burundi OR Urundi OR Cambodia OR "Khmer Republic" OR Kampuchea OR Cameroon OR Cameroons OR Cameron OR Camerons OR "Cape Verde" OR "Central African Republic" OR Chad OR Chile OR China OR Colombia OR Comoros OR "Comoro Islands" OR Comores OR Mayotte OR Congo OR Zaire OR "Costa Rica" OR "Cote d'Ivoire" OR "Ivory Coast" OR Cuba OR "Djibouti" OR "French Somaliland" OR Dominica OR "Dominican Republic" OR "East Timor" OR "East Timur" OR "Timor Leste" OR Ecuador OR Egypt OR "United Arab Republic" OR "El Salvador" OR Eritrea OR Ethiopia OR Fiji OR Gabon OR "Gabonese Republic" OR Gambia OR Gaza OR "Georgia Republic" OR "Georgian Republic" OR Ghana OR "Gold Coast" OR Grenada OR Guatemala OR Guinea OR Guam OR Guiana OR Guyana OR Haiti OR Honduras OR India OR Maldives OR Indonesia OR Iran OR Iraq OR Jamaica OR Jordan OR Kazakhstan OR Kazakh OR Kenya OR Kiribati OR Korea OR Kosovo OR Kyrgyzstan OR Kirghizia OR "Kyrgyz Republic" OR Kirghiz OR Kirgizstan OR "Lao PDR" OR Laos OR Lebanon OR Lesotho OR Basutoland OR Liberia OR Libya OR Madagascar OR "Malagasy Republic" OR Malaysia OR Malaya OR Malay OR Sabah OR Sarawak OR Malawi OR Nyasaland OR Mali OR "Marshall Islands" OR Mauritania OR Mauritius OR "Agalega Islands" OR Mexico OR Micronesia OR "Middle East" OR Moldova OR Moldovia OR Moldovian OR Mongolia OR Montenegro OR Morocco OR Ifni OR Mozambique OR Myanmar OR Myanma OR Burma OR Namibia OR Nepal OR Antilles OR "New Caledonia" OR Nicaragua OR Niger OR Nigeria OR "Mariana Islands" OR Oman OR Muscat OR Pakistan OR Palau OR Palestine OR Panama OR Paraguay OR Peru OR Philippines OR Philipines OR Phillipines OR Phillippines OR "Puerto Rico" OR Rwanda OR Ruanda OR "Saint Kitts" OR "St Kitts" OR Nevis OR "Saint Lucia" OR "St Lucia" OR "Saint Vincent" OR "St Vincent" OR "Grenadines" OR "Samoa" OR "Samoan Islands" OR "Navigator Island" OR "Navigator Islands" OR "Sao Tome" OR "Saudi

Arabia" OR Senegal OR Seychelles OR "Sierra Leone" OR "Sri Lanka" OR "Solomon Islands" OR Somalia OR Sudan OR Suriname OR Surinam OR Swaziland OR Syria OR Tajikistan OR Tadjhikistan OR Tadjikistan OR Tadjhik OR Tanzania OR Thailand OR Togo OR "Togolese Republic" OR Tonga OR Trinidad OR Tobago OR Tunisia OR Turkey OR Turkmenistan OR Turkmen OR Uganda OR Ukraine OR Uruguay OR Uzbekistan OR Uzbek OR Vanuatu OR "New Hebrides" OR Venezuela OR Vietnam OR "Viet Nam" OR "West Bank" OR Yemen OR Zambia OR Zimbabwe OR Jamahiriya OR Jamahiryria OR Libia OR Mocambique OR Principe OR Syrian OR "Indian Ocean" OR Melanesia OR "Western Sahara")

15 122,678

TS=((developing OR (less* NEAR developed) OR "under developed" OR underdeveloped OR "middle income" or (low* NEAR income)) NEAR (countr* or nation* or population* or world))

14 5,815

TS=((developing OR (less* NEAR developed) OR "under developed" OR underdeveloped OR "middle income" or (low* NEAR income)) NEAR (economy or economies))

13 1,137

TS=(low* NEAR (gdp OR gnp OR "gross domestic" OR "gross national"))

12 7,869

TS=(low NEAR/3 middle NEAR/3 countr*)

11 2,756

TS=(lmic OR Imics OR "third world" OR "lami country" OR "lami countries")

10 169

TS=("transitional country" OR "transitional countries")

9 222,677

TS=(Africa OR Asia OR Caribbean OR "West Indies" OR "South America" OR "Latin America" OR "Central America" OR "Middle East")

8 555,428

#7 OR #6 OR #5 OR #4

7 264,439

TS((((Systematic* OR synthes*) NEAR/3 (Research OR evaluation* OR finding* OR thematic* OR report OR descriptive OR explanatory OR narrative OR meta* OR review* OR data OR literature OR evidence OR map OR quantitative OR study OR studies OR paper OR impact OR impacts OR effect* OR compar*)))

6 213,939

TS=("Meta regression" OR "meta synth*" OR "meta-synth*" OR "meta analy*" OR "metaanaly*" OR "meta-analy*" OR "metanaly*" OR "Metaregression" OR "Meta-regression" OR "Methodologic* overview" OR "pool* analys*" OR "pool* data" OR "Quantitative* overview" OR "research integration")

5 223,106

TS=((review NEAR/3 (effectiveness OR effects OR systemat* OR synth* OR integrat* OR map* OR methodologic* OR quantitative OR evidence OR literature)))

4 32,845

TS=("literature search" OR "database search" OR "bibliographic* search" OR "comprehensive search" OR "extensive search" OR "exhaustive search" OR "purposive search" OR "representative search" OR "systemat* search")

3 160,645

#2 OR #1

2 157,779

TS=(micro-finance OR "micro finance" OR microfinance OR micro-loan* OR microloan* OR "micro loan*" OR microleas* OR micro-leas* OR "micro leas*" OR microlending OR micro-lending OR "micro lending" OR microinsurance OR micro-insurance OR "micro insurance" OR "microgroup lending" OR microfranchis* OR micro-franchis* OR "micro franchis*" OR "micro credit*" OR microcredit* OR micro-credit* OR "micro enterprise*" OR microenterprise* OR micro-enterprise* OR "micro entrepreneur*" OR microentrepreneur* OR micro-entrepreneur* OR saving* OR micro-saving* OR microsaving* OR "Smallholder financ*" OR "rural financ*" OR "rural credit" OR SHGs OR "group lending" OR "community savings" OR "small loan*" OR "small lend*" OR ((bank or credit*) NEAR/3 cooperat*) OR ((credit OR loan* OR lend*) NEAR/3 program*) OR (community NEAR/3 (bank* OR saving* OR loan* OR lend*)) OR "income generat*" OR grameen OR ROSCA* OR stokvel* OR ((financial OR economic) NEAR/2 (literacy OR education OR skills OR training OR knowledge OR capab*)) OR banking OR budgeting OR "money manag*" OR "consumption smoothing" OR rationing OR earmarking OR "bank account*" OR "youth account*" OR "lock box*" OR "piggy bank*" OR "saving box*" OR ((access* OR participat*) NEAR/3 (financ* OR credit OR saving* OR loan* OR lending)) OR "financial inclusion" OR "inclusive finance" OR fintech OR "mobile monies" OR M-PESA OR "mobile banking" OR cashless)

1 2,919

TS=(mhealth OR "mobile health" OR m-health)

7. Business Source Premier (EBSCO) – Searched 18th January 2018

S23 S11 AND S16 AND S21 Limiters - Published Date: 20100101-20181231

408 hits

S22 S16 AND S21

1,142

S21 S17 OR S18 OR S19 OR S20

238,223

S20 TI ((mhealth or "mobile health" or m-health)) OR AB ((mhealth or "mobile health" or m-health)) OR SU ((mhealth or "mobile health" or m-health))

629

S19 SU (micro-finance OR "micro finance" OR microfinance OR micro-loan* OR microloan* OR "micro loan*" OR microleas* OR micro-leas* OR "micro leas*" OR microlending OR micro-lending OR "micro lending" OR microinsurance OR micro-insurance OR "micro insurance" OR "microgroup lending" OR microfranchis* OR micro-franchis* OR "micro franchis*" OR "micro credit*" OR microcredit* OR micro-credit* OR "micro enterprise*" OR microenterprise* OR micro-enterprise* OR "micro entrepreneur*" OR microentrepreneur* OR micro-entrepreneur* OR saving* OR micro-saving* OR microsaving* OR "Smallholder financ*" OR "rural financ*" OR "rural credit" OR ROSCAs OR SHGs OR "group lending" OR "community savings" or "small loan*" or "small lend*" or ((bank or credit*) N3 cooperat*) or ((credit or loan* or lend*) N3 program*) or (community N3 (bank* or saving* or loan* or lend*)) or "income generat*" or grameen OR ROSCA* OR stokvel* OR ((financial OR economic) N2 (literacy OR education OR skills OR training OR knowledge OR capab*)) OR banking OR budgeting OR "money manag*" OR "consumption smoothing" OR rationing OR earmarking OR "bank account*" OR "youth account*" OR "lock box*" OR "piggy bank*" OR "saving box*" OR ((access* OR participat*) N3 (financ* OR credit OR saving* OR loan* OR lending)) OR "financial inclusion" OR "inclusive finance" OR fintech OR "mobile monies" OR M-PESA OR "mobile banking" OR cashless)

133,480

S18 AB (micro-finance OR "micro finance" OR microfinance OR micro-loan* OR microloan* OR "micro loan*" OR microleas* OR micro-leas* OR "micro leas*" OR microlending OR micro-lending OR "micro lending" OR microinsurance OR micro-insurance OR "micro insurance" OR "microgroup lending" OR microfranchis* OR micro-franchis* OR "micro franchis*" OR "micro credit*" OR microcredit* OR micro-credit* OR "micro enterprise*" OR microenterprise* OR micro-enterprise* OR "micro entrepreneur*" OR microentrepreneur* OR micro-entrepreneur* OR saving* OR micro-saving* OR microsaving* OR "Smallholder financ*" OR "rural financ*" OR "rural credit" OR SHGs OR "group lending" OR "community savings" or "small loan*" or "small lend*" or ((bank or credit*) N3 cooperat*) or ((credit or loan* or lend*) N3 program*) or (community N3 (bank* or saving* or loan* or lend*)) or "income generat*" or grameen OR ROSCA* OR stokvel* OR ((financial OR economic) N2 (literacy OR education OR skills OR training OR knowledge OR capab*)) OR banking OR budgeting OR "money manag*" OR "consumption smoothing" OR rationing OR earmarking OR "bank account*" OR "youth account*" OR "lock box*" OR "piggy bank*" OR "saving box*" OR ((access* OR participat*) N3 (financ* OR credit OR saving* OR loan* OR lending)) OR "financial

inclusion" OR "inclusive finance" OR fintech OR "mobile monies" OR M-PESA OR "mobile banking" OR cashless)

155,180

S17 TI (micro-finance OR "micro finance" OR microfinance OR micro-loan* OR microloan* OR "micro loan*" OR microleas* OR micro-leas* OR "micro leas*" OR microlending OR micro-lending OR "micro lending" OR microinsurance OR micro-insurance OR "micro insurance" OR "microgroup lending" OR microfranchis* OR micro-franchis* OR "micro franchis*" OR "micro credit*" OR microcredit* OR micro-credit* OR "micro enterprise*" OR microenterprise* OR micro-enterprise* OR "micro entrepreneur*" OR microentrepreneur* OR micro-entrepreneur* OR saving* OR micro-saving* OR microsaving* OR "Smallholder financ*" OR "rural financ*" OR "rural credit" OR SHGs OR "group lending" OR "community savings" or "small loan*" or "small lend*" or ((bank or credit*) N3 cooperat*) or ((credit or loan* or lend*) N3 program*) or (community N3 (bank* or saving* or loan* or lend*)) or "income generat*" or grameen OR ROSCA* OR stokvel* OR ((financial OR economic) N2 (literacy OR education OR skills OR training OR knowledge OR capab*)) OR banking OR budgeting OR "money manag*" OR "consumption smoothing" OR rationing OR earmarking OR "bank account*" OR "youth account*" OR "lock box*" OR "piggy bank*" OR "saving box*" OR ((access* OR participat*) N3 (financ* OR credit OR saving* OR loan* OR lending)) OR "financial inclusion" OR "inclusive finance" OR fintech OR "mobile monies" OR M-PESA OR "mobile banking" OR cashless)

36,831

S16 S12 or S13 or S14 or S15

30,115

S15 TI (("literature search" OR "database search" OR "bibliographic* search" OR "comprehensive search" OR "extensive search" OR "exhaustive search" OR "purposive search" OR "representative search" or "systemat* search")) OR AB (("literature search" OR "database search" OR "bibliographic* search" OR "comprehensive search" OR "extensive search" OR "exhaustive search" OR "purposive search" OR "representative search" or "systemat* search")) OR SU (("literature search" OR "database search" OR "bibliographic* search" OR "comprehensive search" OR "extensive search" OR "exhaustive search" OR "purposive search" OR "representative search" or "systemat* search")))

863

S14 TI ((review N3 (effectiveness OR effects OR systemat* OR synth* OR integrat* OR map* OR methodologic* OR quantitative OR evidence OR literature))) OR AB ((review N3 (effectiveness OR effects OR systemat* OR synth* OR integrat* OR map* OR methodologic* OR quantitative OR evidence OR literature))) OR SU ((review N3 (effectiveness OR effects OR systemat* OR synth* OR integrat* OR map* OR methodologic* OR quantitative OR evidence OR literature))))

18,688

S13 TI (("Meta regression" OR "meta synth*" OR "meta-synth*" OR "meta analy*" OR "metaanaly*" OR "meta-analy*" OR "metanaly*" OR "Metaregression" OR "Meta-regression" OR "Methodologic* overview" OR "pool* analys*" OR "pool* data" OR "Quantitative* overview" OR "research integration")) OR AB (("Meta regression" OR "meta synth*" OR "meta-synth*" OR "meta analy*" OR "metaanaly*" OR "meta-analy*" OR "metanaly*" OR "Metaregression" OR "Meta-regression" OR "Methodologic* overview" OR "pool* analys*" OR "pool* data" OR "Quantitative* overview" OR "research integration")) OR SU (("Meta regression" OR "meta synth*" OR "meta-synth*" OR "meta analy*" OR "metaanaly*" OR "meta-analy*" OR "metanaly*" OR "Metaregression" OR "Meta-regression" OR "Methodologic* overview" OR "pool* analys*" OR "pool* data" OR "Quantitative* overview" OR "research integration"))

4,335

S12 TI (((Systematic* OR synthes*) N3 (Research OR evaluation* OR finding* OR thematic* OR report OR descriptive OR explanatory OR narrative OR meta* OR review* OR data OR literature OR studies OR evidence OR map OR quantitative OR study OR studies OR paper OR impact OR impacts OR effect* OR compar*))) OR AB (((Systematic* OR synthes*) N3 (Research OR evaluation* OR finding* OR thematic* OR report OR descriptive OR explanatory OR narrative OR meta* OR review* OR data OR literature OR studies OR evidence OR map OR quantitative OR study OR studies OR paper OR impact OR impacts OR effect* OR compar*))) OR SU (((Systematic* OR synthes*) N3 (Research OR evaluation* OR finding* OR thematic* OR report OR descriptive OR explanatory OR narrative OR meta* OR review* OR data OR literature OR studies OR evidence OR map OR quantitative OR study OR studies OR paper OR impact OR impacts OR effect* OR compar*)))

11,688

S11 S1 OR S2 OR S3 OR S4 OR S5 OR S6 OR S7 OR S8 OR S9 OR S10

1,066,885

S10 TI (Africa or Asia or Caribbean or "West Indies" or "South America" or "Latin America" or "Central America" OR "Middle East") OR AB (Africa or Asia or Caribbean or "West Indies" or "South America" or "Latin America" or "Central America" OR "Middle East") OR SU (Africa or Asia or Caribbean or "West Indies" or "South America" or "Latin America" or "Central America" OR "Middle East") OR GE (Africa or Asia or Caribbean or "West Indies" or "South America" or "Latin America" or "Central America" OR "Middle East")

156,848

S9 TI (("transitional country" or "transitional countries")) OR AB (("transitional country" or "transitional countries")) OR SU (("transitional country" or "transitional countries"))

88

S8 TI ((Imic or Imics or "third world" or "lami country" or "lami countries")) OR AB ((Imic or Imics or "third world" or "lami country" or "lami countries")) OR SU ((Imic or Imics or "third world" or "lami country" or "lami countries"))

570

S7 TI (low N3 middle N3 countr*) OR AB (low N3 middle N3 countr*) OR SU (low N3 middle N3 countr*)

758

S6 TI (low* N1 (gdp or gnp or "gross domestic" or "gross national")) OR AB (low* N1 (gdp or gnp or "gross domestic" or "gross national")) OR SU (low* N1 (gdp or gnp or "gross domestic" or "gross national"))

237

S5 TI ((developing or less* N1 developed or "under developed" or underdeveloped or "middle income" or low* N1 income) N1 (economy or economies)) OR AB ((developing or less* N1 developed or "under developed" or underdeveloped or "middle income" or low* N1 income) N1 (economy or economies)) OR SU ((developing or less* N1 developed or "under developed" or underdeveloped or "middle income" or low* N1 income) N1 (economy or economies))

2,346

S4 TI ((developing or less* N1 developed or "under developed" or underdeveloped or "middle income" or low* N1 income or underserved or "under served" or deprived or poor*) N1 (countr* or nation* or population* or world)) OR AB ((developing or less* N1 developed or "under developed" or underdeveloped or "middle income" or low* N1 income or underserved or "under served" or deprived or poor*) N1 (countr* or nation* or population* or world)) OR SU ((developing or less* N1 developed or "under developed" or underdeveloped or "middle income" or low* N1 income or underserved or "under served" or deprived or poor*) N1 (countr* or nation* or population* or world))

22,624

S3 AB Afghanistan OR Albania OR Algeria OR Angola OR Antigua OR Barbuda OR Argentina OR Armenia OR Armenian OR Aruba OR Azerbaijan OR Bahrain OR Bangladesh OR Barbados OR Benin OR Belize OR Bhutan OR Bolivia OR Botswana OR Brazil OR Brasil OR "Burkina Faso" OR "Burkina Fasso" OR "Upper Volta" OR Burundi OR Urundi OR Cambodia OR "Khmer Republic" OR Kampuchea OR Cameroon OR Camerouns OR Cameron OR Camerons OR "Cape Verde" OR "Central African Republic" OR Chad OR Chile OR China OR Colombia OR Comoros OR "Comoro Islands" OR Comores OR Mayotte OR Congo OR Zaire OR "Costa Rica" OR "Cote d'Ivoire" OR "Ivory Coast" OR Cuba OR "Djibouti" OR "French Somaliland" OR Dominica OR "Dominican Republic" OR "East Timor" OR "East Timur" OR "Timor Leste" OR Ecuador OR Egypt OR "United Arab Republic" OR "El Salvador" OR Eritrea OR Ethiopia OR Fiji OR Gabon OR "Gabonese Republic" OR Gambia OR Gaza OR "Georgia Republic" OR "Georgian Republic" OR Ghana OR "Gold Coast" OR Grenada OR Guatemala OR Guinea OR Guam OR Guiana OR Guyana OR Haiti OR Honduras OR

India OR Maldives OR Indonesia OR Iran OR Iraq OR Jamaica OR Jordan OR Kazakhstan OR Kazakh OR Kenya OR Kiribati OR Korea OR Kosovo OR Kyrgyzstan OR Kirghizia OR "Kyrgyz Republic" OR Kirghiz OR Kirgizstan OR "Lao PDR" OR Laos OR Lebanon OR Lesotho OR Basutoland OR Liberia OR Libya OR Madagascar OR "Malagasy Republic" OR Malaysia OR Malaya OR Malay OR Sabah OR Sarawak OR Malawi OR Nyasaland OR Mali OR "Marshall Islands" OR Mauritania OR Mauritius OR "Agalega Islands" OR Mexico OR Micronesia OR "Middle East" OR Moldova OR Moldovia OR Moldovian OR Mongolia OR Montenegro OR Morocco OR Ifni OR Mozambique OR Myanmar OR Myanma OR Burma OR Namibia OR Nepal OR Antilles OR "New Caledonia" OR Nicaragua OR Niger OR Nigeria OR "Mariana Islands" OR Oman OR Muscat OR Pakistan OR Palau OR Palestine OR Panama OR Paraguay OR Peru OR Philippines OR Philipines OR Phillipines OR Phillippines OR "Puerto Rico" OR Rwanda OR Ruanda OR "Saint Kitts" OR "St Kitts" OR Nevis OR "Saint Lucia" OR "St Lucia" OR "Saint Vincent" OR "St Vincent" OR "Grenadines" OR "Samoa" OR "Samoan Islands" OR "Navigator Island" OR "Navigator Islands" OR "Sao Tome" OR "Saudi Arabia" OR Senegal OR Seychelles OR "Sierra Leone" OR "Sri Lanka" OR "Solomon Islands" OR Somalia OR Sudan OR Suriname OR Surinam OR Swaziland OR Syria OR Tajikistan OR Tadjhikistan OR Tadjikistan OR Tadjhik OR Tanzania OR Thailand OR Togo OR "Togolese Republic" OR Tonga OR Trinidad OR Tobago OR Tunisia OR Turkey OR Turkmenistan OR Turkmen OR Uganda OR Ukraine OR Uruguay OR Uzbekistan OR Uzbek OR Vanuatu OR "New Hebrides" OR Venezuela OR Vietnam OR "Viet Nam" OR "West Bank" OR Yemen OR Zambia OR Zimbabwe OR Jamahiriya OR Jamahiryria OR Libia OR Mocambique OR Principe OR Syrian OR "Indian Ocean" OR Melanesia OR "Western Sahara"

973,710

S2 TI Afghanistan OR Albania OR Algeria OR Angola OR Antigua OR Barbuda OR Argentina OR Armenia OR Armenian OR Aruba OR Azerbaijan OR Bahrain OR Bangladesh OR Barbados OR Benin OR Belize OR Bhutan OR Bolivia OR Botswana OR Brazil OR Brasil OR "Burkina Faso" OR "Burkina Fasso" OR "Upper Volta" OR Burundi OR Urundi OR Cambodia OR "Khmer Republic" OR Kampuchea OR Cameroon OR Cameroons OR Cameron OR Camerons OR "Cape Verde" OR "Central African Republic" OR Chad OR Chile OR China OR Colombia OR Comoros OR "Comoro Islands" OR Comores OR Mayotte OR Congo OR Zaire OR "Costa Rica" OR "Cote d'Ivoire" OR "Ivory Coast" OR Cuba OR "Djibouti" OR "French Somaliland" OR Dominica OR "Dominican Republic" OR "East Timor" OR "East Timur" OR "Timor Leste" OR Ecuador OR Egypt OR "United Arab Republic" OR "El Salvador" OR Eritrea OR Ethiopia OR Fiji OR Gabon OR "Gabonese Republic" OR Gambia OR Gaza OR "Georgia Republic" OR "Georgian Republic" OR Ghana OR "Gold Coast" OR Grenada OR Guatemala OR Guinea OR Guam OR Guiana OR Guyana OR Haiti OR Honduras OR India OR Maldives OR Indonesia OR Iran OR Iraq OR Jamaica OR Jordan OR Kazakhstan OR Kazakh OR Kenya OR Kiribati OR Korea OR Kosovo OR Kyrgyzstan OR Kirghizia OR "Kyrgyz Republic" OR Kirghiz OR Kirgizstan OR "Lao PDR" OR Laos OR Lebanon OR Lesotho OR Basutoland OR Liberia OR Libya OR Madagascar OR "Malagasy Republic" OR Malaysia OR Malaya OR Malay OR Sabah OR Sarawak OR Malawi OR Nyasaland OR Mali OR "Marshall Islands" OR Mauritania OR Mauritius OR "Agalega Islands" OR Mexico OR Micronesia OR "Middle East" OR Moldova OR

Moldovia OR Moldovian OR Mongolia OR Montenegro OR Morocco OR Ifni OR Mozambique OR Myanmar OR Myanma OR Burma OR Namibia OR Nepal OR Antilles OR "New Caledonia" OR Nicaragua OR Niger OR Nigeria OR "Mariana Islands" OR Oman OR Muscat OR Pakistan OR Palau OR Palestine OR Panama OR Paraguay OR Peru OR Philippines OR Philipines OR Phillipines OR Phillippines OR "Puerto Rico" OR Rwanda OR Ruanda OR "Saint Kitts" OR "St Kitts" OR Nevis OR "Saint Lucia" OR "St Lucia" OR "Saint Vincent" OR "St Vincent" OR "Grenadines" OR "Samoa" OR "Samoan Islands" OR "Navigator Island" OR "Navigator Islands" OR "Sao Tome" OR "Saudi Arabia" OR Senegal OR Seychelles OR "Sierra Leone" OR "Sri Lanka" OR "Solomon Islands" OR Somalia OR Sudan OR Suriname OR Surinam OR Swaziland OR Syria OR Tajikistan OR Tadjhikistan OR Tadjikistan OR Tadjhik OR Tanzania OR Thailand OR Togo OR "Togolese Republic" OR Tonga OR Trinidad OR Tobago OR Tunisia OR Turkey OR Turkmenistan OR Turkmen OR Uganda OR Ukraine OR Uruguay OR Uzbekistan OR Uzbek OR Vanuatu OR "New Hebrides" OR Venezuela OR Vietnam OR "Viet Nam" OR "West Bank" OR Yemen OR Zambia OR Zimbabwe OR Jamahiriya OR Jamahiryria OR Libia OR Mocambique OR Principe OR Syrian OR "Indian Ocean" OR Melanesia OR "Western Sahara"

971,403

S1 SU Afghanistan OR Albania OR Algeria OR Angola OR Antigua OR Barbuda OR Argentina OR Armenia OR Armenian OR Aruba OR Azerbaijan OR Bahrain OR Bangladesh OR Barbados OR Benin OR Belize OR Bhutan OR Bolivia OR Botswana OR Brazil OR Brasil OR "Burkina Faso" OR "Burkina Fasso" OR "Upper Volta" OR Burundi OR Urundi OR Cambodia OR "Khmer Republic" OR Kampuchea OR Cameroon OR Camerouns OR Cameron OR Camerons OR "Cape Verde" OR "Central African Republic" OR Chad OR Chile OR China OR Colombia OR Comoros OR "Comoro Islands" OR Comores OR Mayotte OR Congo OR Zaire OR "Costa Rica" OR "Cote d'Ivoire" OR "Ivory Coast" OR Cuba OR "Djibouti" OR "French Somaliland" OR Dominica OR "Dominican Republic" OR "East Timor" OR "East Timur" OR "Timor Leste" OR Ecuador OR Egypt OR "United Arab Republic" OR "El Salvador" OR Eritrea OR Ethiopia OR Fiji OR Gabon OR "Gabonese Republic" OR Gambia OR Gaza OR "Georgia Republic" OR "Georgian Republic" OR Ghana OR "Gold Coast" OR Grenada OR Guatemala OR Guinea OR Guam OR Guiana OR Guyana OR Haiti OR Honduras OR India OR Maldives OR Indonesia OR Iran OR Iraq OR Jamaica OR Jordan OR Kazakhstan OR Kazakh OR Kenya OR Kiribati OR Korea OR Kosovo OR Kyrgyzstan OR Kirghizia OR "Kyrgyz Republic" OR Kirghiz OR Kirgizstan OR "Lao PDR" OR Laos OR Lebanon OR Lesotho OR Basutoland OR Liberia OR Libya OR Madagascar OR "Malagasy Republic" OR Malaysia OR Malaya OR Malay OR Sabah OR Sarawak OR Malawi OR Nyasaland OR Mali OR "Marshall Islands" OR Mauritania OR Mauritius OR "Agalega Islands" OR Mexico OR Micronesia OR "Middle East" OR Moldova OR Moldovia OR Moldovian OR Mongolia OR Montenegro OR Morocco OR Ifni OR Mozambique OR Myanmar OR Myanma OR Burma OR Namibia OR Nepal OR Antilles OR "New Caledonia" OR Nicaragua OR Niger OR Nigeria OR "Mariana Islands" OR Oman OR Muscat OR Pakistan OR Palau OR Palestine OR Panama OR Paraguay OR Peru OR Philippines OR Philipines OR Phillipines OR Phillippines OR "Puerto Rico" OR Rwanda OR Ruanda OR "Saint Kitts" OR "St Kitts" OR Nevis OR "Saint Lucia" OR "St Lucia" OR "Saint Vincent" OR "St Vincent" OR "Grenadines" OR "Samoa" OR "Samoan

Islands" OR "Navigator Island" OR "Navigator Islands" OR "Sao Tome" OR "Saudi Arabia" OR Senegal OR Seychelles OR "Sierra Leone" OR "Sri Lanka" OR "Solomon Islands" OR Somalia OR Sudan OR Suriname OR Surinam OR Swaziland OR Syria OR Tajikistan OR Tadzhiestan OR Tadjikistan OR Tadhik OR Tanzania OR Thailand OR Togo OR "Togolese Republic" OR Tonga OR Trinidad OR Tobago OR Tunisia OR Turkey OR Turkmenistan OR Turkmen OR Uganda OR Ukraine OR Uruguay OR Uzbekistan OR Uzbek OR Vanuatu OR "New Hebrides" OR Venezuela OR Vietnam OR "Viet Nam" OR "West Bank" OR Yemen OR Zambia OR Zimbabwe OR Jamahiriya OR Jamahiryria OR Libia OR Mocambique OR Principe OR Syrian OR "Indian Ocean" OR Melanesia OR "Western Sahara"

972,854

8. Grey literature search strategy – Searched 24 January – 10 February 2018

The following simplified series of search strings were developed for searching through the grey literature, wherein the search engines are not as sophisticated as the academic databases, and thus cannot handle the same search strategy. The conversion of the academic search strategy was undertaken through the following steps:

1. First, the most relevant terms were extracted from the intervention and methodology sections of the complete search strategy applied to the academic databases. Population terms were not included because the advanced search options within the search engines was not sophisticated enough to allow for an "or" limiter for each LMIC.
2. These were then crosschecked with the titles of the pre-identified reviews for consideration to identify the most common terms in each section. Since each intervention term had to be searched individually against each methodology term, these were limited to the seven and four most common terms, respectively. Where possible, the methodology terms were limited to the abstract. Intervention terms were not limited, so as to increase the likelihood of identification of relevant studies that were focused on similar terms but mentioned the common term only in the main body.
3. For specialist microfinance sites, wherein all papers were assumed to be topically relevant, only methodology searches were run, thus, four per site. For the remaining grey literature sites, each intervention term was run against each methodology term on each site for a total of 32 searches per site, with a few exceptions as noted below. In total, 348 searches were run overall.
4. Where possible, display settings were set to show 50 results per page, and the first page of results was printed to PDF. Each set of PDFs was saved in a folder with the site name and date of search.
5. For each set of results, the titles were screened for potential inclusion, and if clearly irrelevant based on content, methodology or population, were ignored. If the title indicated possible relevance, the abstract was screened for the same.
6. Any result that appeared of potential relevance was then downloaded and saved in the folder for that site.
7. The documents collected from the grey literature site were then added to the master EndNote for the Review of Reviews.

Simplified search strings:

Intervention terms:

- microfinance
- “financial inclusion”
- “inclusive finance”
- “access to finance”
- micro-finance
- micro-credit
- microcredit
- mHealth

Methodology terms

- “systematic review”
- meta-analysis
- evidence synthesis (*no quotation marks if restricted to abstract*)
- “effectiveness review”

Grey literature sites searched:

NB: Searches were conducted directly from the links noted, with cumulative hits from each of the search strings noted in brackets.

Microfinance specific institutions and web portals:

- CGAP: www.cgap.org (6)
- Microbanking Bulletin: www.themix.org (0)
- Microfinance Gateway: www.microfinancegateway.org (10)
- SEEP: <http://www.seepnetwork.org> (1)
 - This site’s search doesn’t differentiate between a search for *meta analysis* and *meta-analysis*, and thus quotation marks were applied to ensure relevance.
- Grameen Foundation: <https://www.grameenfoundation.org/resources/publications> (0)
- BRAC Research and Evaluation Division: <http://research.brac.net/new/publications> (0)
- Alliance for Financial Inclusion: <https://www.afi-global.org/publications/> (0)
- Accion Center for Financial Inclusion: <http://www.centerforfinancialinclusion.org/index.php> (0)

Multilateral and bilateral and non-governmental donor organizations:

- World Bank (WB e-library was searched within EBSCO’s Discovery Service but will also be searched and screened online via the World Bank’s website): <https://elibrary.worldbank.org/action/doSearch> (102)
- African Development Bank: <https://www.afdb.org/en/search/> (145)
 - **Search note:** Search results limited to “Document” type.
 - **Search note:** The AfDB search function does not distinguish between *meta-analysis* and *meta analysis*, thus “*meta-analysis*” was searched to ensure relevant results.
 - **Exclusion note:** AfDB carries out annual “effectiveness reviews” of their programming, but these are not eligible for inclusion because they are based

on internal Results Measurement Framework data, and do not constitute syntheses of impact evaluations.

- Asian Development Bank: <http://www.adb.org> (938)
 - **Search note:** Search results limited to types “Evaluation Document;” “Institutional Document;” and “Publication.”
 - **Exclusion note:** ADB carries out annual “effectiveness reviews” of their programming, but these are not eligible for inclusion because they do not constitute syntheses of impact evaluations.
- Inter-American Development Bank: https://publications.iadb.org/facet-view?field=type_view (4)
 - **Search note:** additional searches in Spanish for “revisión de literatura” were conducted. This is because though the technical terms appeared to be translated and the translations included in search results (“financial inclusion” returned the same results as “inclusión financiera”), the same was not true for the study design terms.
- DFID – R4D website: <https://www.gov.uk/dfid-research-outputs> (40)
 - **Search note:** The R4D site includes detailed document type delimiters, including “systematic review.” This delimiter was selected, and the eight thematic search terms run, without including any additional study design terms.
 - **Rationale:** Selecting “systematic review” under “Document Type” was a stronger identifier than including “systematic review” in the search; *microfinance* “systematic review” returned over 1,000 results, while there are only 117 total documents classified as “systematic reviews” in the database using the “document type” identifier. The search function appeared to consider all search terms as “either/or” type searches, since, with “systematic review” document type selected, *microfinance meta-analysis* returned 31 results while *microfinance* returned only six; the additional results returned with the inclusion of the meta-analysis term were not related to microfinance. Thus, “systematic review” was selected as “document type” and only thematic searches were carried out.
- USAID Development Experience Clearinghouse: <https://dec.usaid.gov/dec/content/AdvancedSearch.aspx?ctID=ODVhZjk4NWQtM2YyMi00YjRmLTkxNjktZTcxMjM2NDY2Uy> (407)
 - **Search note:** Search results limited to “Document” type.

Research institutions and research networks:

- Center for Global Development: <https://www.cgdev.org/section/publications> (19)
 - **Search note:** Searches of publications on the CGD site are limited to title searches, thus, only thematic terms were searched, and results then screened for study design type.
- J-PAL: <https://www.povertyactionlab.org/evaluations> (258)
 - **Search note:** Searching all evaluations tagged as “Finance” with the built-in “Sector” identifier was more efficient than carrying out the 32 individual searches, each of which was returning documents that included the “Finance” identifier many times over. Thus, a single search of the “Finance” evaluations was undertaken, and results screened for thematic and study design relevance.

- 3ie: <http://www.3ieimpact.org/en/evidence/systematic-reviews/> (22)
 - **Search note:** The 3ie database has a detailed list of sectors within the Advanced Search option that includes “Microfinance.” Relevant studies were tagged with the “Microfinance” identifier even when the title used terms such as *microcredit*, and similarly, were included in the “Systematic Review” database even when the title referred to a *meta-analysis* or an *effectiveness review*. Thus, a single search that filtered all systematic reviews in the database to only show those with the “Microfinance” tag was undertaken, and results were screened for potential relevance.
- ELDIS: https://www.eldis.org/search?sort=date_desc (1,823)
 - **Search note:** Search limited to “document” type and published 2010-2018.
- SSRN: <https://papers.ssrn.com/sol3/DisplayAbstractSearch.cfm> (14)
 - **Search note:** Searches limited to Title; Abstract; or Keywords.
- ResearchGate: <https://www.researchgate.net/> (271)
- Academia.edu: www.academia.edu (505,136)
 - **Search note:** Due to the high numbers of results returned, which prohibited regular screening, results were screened up until all results viewable per page were irrelevant.

Appendix B: MECIR Checklist

Campbell Standards for reviews and their applicability to overviews of reviews. Note: this table is directly adapted from the Campbell MEC2IER standards and Table 1, Appendix S1 from Hartling, L., Chisholm, A., Thomson, D., & Dryden, D. (2012). A descriptive analysis of overviews of reviews published between 2000 and 2011. *PLOS One*, 7(11), e49667.

Item No.* †	Item name	Standard	Applicability to overviews of reviews
Setting the research question(s) to inform the scope of the review			
1	Formulating review questions	Ensure that the review question and particularly the outcomes of interest, address issues that are important to stakeholders such as consumers, health professionals and policy makers.	Directly applicable
2	Pre-defining objectives	Define in advance the objectives of the review, including participants, interventions, comparators and outcomes.	Directly applicable
3	Considering potential adverse effects	Consider any important potential adverse effects of the intervention(s) and ensure that they are addressed.	Applicable. Overview authors should identify important outcomes including adverse effects and comment if any are not addressed or reported in the included SRs. If not addressed or reported in the SRs, overview authors need to decide whether to examine the primary studies to see if relevant outcomes were reported at the primary study level but not extracted at the SR level.
Setting eligibility criteria for including studies in the review			
5	Pre-defining unambiguous criteria for participants	Define in advance the eligibility criteria for participants in the studies.	Directly applicable

Item No.* †	Item name	Standard	Applicability to overviews of reviews
7	Pre-defining unambiguous criteria for interventions and comparators	Define in advance the eligible interventions and the interventions against which these can be compared in the included studies.	Directly applicable
8	Clarifying role of outcomes	Clarify in advance whether outcomes listed under 'Criteria for considering studies for this review' are used as criteria for including studies (rather than as a list of the outcomes of interest within whichever studies are included)	Directly applicable
9	Pre-defining study designs	Define in advance the eligibility criteria for study designs in a clear and unambiguous way, with a focus on features of a study's design rather than design labels.	Directly applicable; need to define what is considered a SR.
12	Excluding studies based on publication status	Include studies irrespective of their publication status, unless explicitly justified.	Directly applicable
13	Changing eligibility criteria	Justify any changes to eligibility criteria or outcomes studied. In particular, post hoc decisions about inclusion or exclusion of studies should keep faith with the objectives of the review rather than with arbitrary rules.	Directly applicable
14	Pre-defining outcomes	Define in advance which outcomes are primary outcomes and which are secondary outcomes.	Directly applicable
Planning the review methods at protocol stage			
19	Planning the search	Plan in advance the methods to be used for identifying studies. Design searches to capture as many studies as possible meeting the eligibility criteria, ensuring that relevant time periods and sources are covered and not restricting by language or publication status.	Directly applicable

Item No.* †	Item name	Standard	Applicability to overviews of reviews
20	Planning the assessment of risk of bias in included studies	Plan in advance the methods to be used for assessing risk of bias in included studies, including the tool(s) to be used, how the tool(s) will be implemented, and the criteria used to assign studies, for example, to judgements of low risk, high risk and unclear risk of bias.	Applicable. Overview authors should determine whether they will extract risk of bias assessments from the included SRs or conduct risk of bias assessments on the primary studies themselves. Overview authors should determine how they will handle discrepancies in approaches to risk of bias assessments across SRs. Overview authors should determine whether and how they will assess methodological quality of the included SRs.
21	Planning the synthesis of results	Plan in advance the methods to be used to synthesize the results of the included studies, including whether a quantitative synthesis is planned, how heterogeneity will be assessed, choice of effect measure (e.g. odds ratio, risk ratio, risk difference or other for dichotomous outcomes), and methods for meta-analysis (e.g. inverse variance or Mantel Haenszel, fixed-effect or random effects model).	Applicable. Overview authors should determine how they will present the data from included SRs and whether they will re-analyze data to provide consistency (e.g., choice of effect measure, method of analysis).
22	Planning subgroup analyses	Pre-define potential effect modifiers (e.g. for subgroup analyses) at the protocol stage; restrict these in number; and provide rationale for each.	Applicable. Overview authors should specify subgroups of interest and determine whether they will conduct additional analyses if subgroups of interest are not examined or reported in the included SRs.

Item No.* †	Item name	Standard	Applicability to overviews of reviews
Searching for studies			
24	Searching key databases	Search the Cochrane Review Group's Specialized Register (internally, e.g. via the Cochrane Register of Studies, or externally via CENTRAL). Ensure that CENTRAL and MEDLINE (e.g. via PubMed) have been searched (either for the review or for the Review Group's Specialized Register).	Applicable. Overview authors should search The Cochrane Library (i.e., Cochrane Database of Systematic Reviews and Database of Abstracts of Reviews of Effectiveness) and may wish to consult relevant Cochrane Review Groups for a listing of reviews.
32	Structuring search strategies for bibliographic databases	Inform the structure of search strategies in bibliographic databases around the main concepts of the review, using appropriate elements from PICO and study design. In structuring the search, maximize sensitivity whilst striving for reasonable precision. Ensure correct use of the AND and OR operators.	Directly applicable
33	Developing search strategies for bibliographic databases	Identify appropriate controlled vocabulary (e.g. MeSH, Emtree, including 'exploded' terms) and free-text terms (considering, for example, spelling variants, synonyms, acronyms, truncation and proximity operators).	Directly applicable
35	Restricting database searches	Justify the use of any restrictions in the search strategy on publication date, publication format or language.	Directly applicable
36	Documenting the search process	Document the search process in enough detail to ensure that it can be reported correctly in the review.	Directly applicable
37	Rerunning searches	Rerun or update searches for all relevant databases within 12 months before publication of the review or review update, and screen the results for potentially eligible studies.	Directly applicable
Selecting studies into the review			
39	Making inclusion	Use (at least) two people working independently to	Directly applicable

Item No.* †	Item name	Standard	Applicability to overviews of reviews
	decisions	determine whether each study meets the eligibility criteria, and define in advance the process for resolving disagreements.	
40	Excluding studies without useable data	Include studies in the review irrespective of whether measured outcome data are reported in a 'usable' way.	Directly applicable
41	Documenting decisions about records identified	Document the selection process in sufficient detail to complete a PRISMA flow chart and a table of 'Characteristics of excluded studies'.	Directly applicable
42	Collating multiple reports	Collate multiple reports of the same study, so that each study rather than each report is the unit of interest in the review.	Directly applicable (e.g., SR published in Cochrane Library and peer-reviewed journal; published and unpublished version of the same SR).
Collecting data from included studies			
43	Using data collection forms	Use a data collection form, which has been piloted.	Directly applicable
44	Describing studies	Collect characteristics of the included studies in sufficient detail to populate a table of 'Characteristics of included studies'.	Directly applicable
46	Extracting outcome data in duplicate	Use (at least) two people working independently to extract outcome data from reports of each study, and define in advance the process for resolving disagreements.	Directly applicable
47	Making maximal use of data	Collect and utilize the most detailed numerical data that might facilitate similar analyses of included studies.	Applicable. Overview authors should extract detailed data from meta-analyses when available that will facilitate comparisons across SRs.

Item No.* †	Item name	Standard	Applicability to overviews of reviews
50	Choosing intervention groups in multiarm studies	If a study is included with more than two intervention arms, include in the review only intervention and control groups that meet the eligibility criteria.	Overview authors should be aware of how SR authors have handled such studies.
51	Checking accuracy of numeric data in the review	Compare magnitude and direction of effects reported by studies with how they are presented in the review, taking account of legitimate differences.	Applicable. Caution is needed when comparing interventions that have not been formally compared in either direct or indirect analyses.
Assessing risk of bias in included studies			
52	Assessing risk of bias	Assess the risk of bias for each included study.	Determine a priori whether overview authors will assess the methodological quality of included SRs and what tool will be used.
53	Assessing risk of bias in duplicate	Use (at least) two people working independently to apply the risk of bias tool to each included study, and define in advance the process for resolving disagreements.	Applicable based on assessing methodological quality of SRs.
54	Supporting judgements of risk of bias	Justify judgements of risk of bias (high, low and unclear) and provide this information in the 'Risk of bias' tables (as 'Support for judgement').	Applicable based on assessing methodological quality of SRs.
61	Incorporating assessments of risk of bias	If randomized trials have been assessed using one or more tools in addition to the Cochrane 'Risk of bias' tool, use the Cochrane tool as the primary assessment of bias for interpreting results, choosing the primary analysis, and drawing conclusions.	Applicable to extracting and reporting risk of bias assessments for individual studies that were included in the included SRs.
Summarizing the findings			
76	Assessing the quality of the body of evidence	Use the five GRADE considerations (study limitations, consistency of effect, imprecision, indirectness and publication bias) to assess the quality of the body of	Extract quality of evidence assessments from the included SRs. Decide a priori what to do if quality of evidence assessments

Item No.* †	Item name	Standard	Applicability to overviews of reviews
		evidence for each outcome, and to draw conclusions about the quality of evidence within the text of the review.	have not been performed or performed inconsistently across SRs.
77	Justifying assessments of the quality of the body of evidence	Justify and document all assessments of the quality of the body of evidence (for example downgrading or upgrading if using the GRADE tool).	Extract relevant information from the SRs.
Reaching conclusions			
78	Formulating implications for practice	Base conclusions only on findings from the synthesis (quantitative or narrative) of studies included in the review.	Directly applicable
79	Avoiding recommendations	Avoid providing recommendations for practice.	Directly applicable

* The items listed are among those considered mandatory for Cochrane Intervention Reviews. The item numbers, names, and standards are from: Chandler J, Churchill R, Higgins J, Lasserson T, Tovey D. Methodological standards for the conduct of new Cochrane Intervention Reviews. Version 2.1, 8 December 2011.

† The section from the above citation on 'Synthesizing the results of included studies' has been omitted from this table as it relates to the quantitative synthesis of individual studies in a meta-analysis. For the most part, overviews of reviews have been descriptive in nature. Guidance on performing indirect analyses or mixed treatment comparisons is beyond the scope of this paper.

Appendix C: List of Included Meta-Studies and Their Main Research Question

11 Medium and High-confidence Meta Studies

Authors	Year	Main research question
Steinert et al.	2018	What is the evidence on the effectiveness of saving promotion in Sub-Saharan Africa?
Vaessen et al.	2014	What does the impact evaluative evidence say about the causal relationship between microcredit and specific dimensions of women's empowerment (women's control over household spending)?
Brody et al.	2015	What is the impact of women's economic self-help groups on women's individual empowerment in low and middle-income countries?
Stewart et al.	2012	Do micro-credit, micro-savings and micro-leasing serve as effective financial inclusion interventions enabling poor people, and especially women, to engage in meaningful economic opportunities in LMICs?
Duvendack et al.	2011	What is the evidence of the impact of microfinance on the well-being of poor people?
Orton et al.	2016	What impact do group-based microfinance schemes based on collective empowerment have on health? What is the role of empowerment? Do the impacts differ based on the ethnicity, sex and/or socioeconomic status of the members?
Gopaldaswamy et al.	2016	What is the impact of microfinance on the well-being of the poor and what are the conditions for making microfinance work for the poor in South Asia?
Peters et al.	2016	What are the perceived or apparent benefits/negative consequences of participating in a microfinance programme?
Stewart et al.	2010	What studies have been done in SSA on the impact of microfinance on poor people?
Chliova et al.	2015	How does micro-credit affect entrepreneurial and other key development outcomes at the individual level of the client?
Kennedy et al.	2014	How effective are income generation interventions in improving HIV outcomes?

21 low-confidence meta-studies:

Authors	Year	Main research question
Habib et al.	2016	What is the extent to which MHI has contributed to providing financial risk protection to low-income households in developing countries?
Lorenzetti et al.	2017	What is the effect of integrated microfinance and health programs?
Cole et al.	2012	What is the effectiveness of index-based insurance in helping the developing country poor manage weather-related risk?

Maïtrot & Niño-Zarazúa	2017	Does access to credit leads to poverty reduction and improved wellbeing?
Pande et al.	2012	Can formal banking services raise the incomes of the poor?
Apostolakis et al.	2015	What, how, where and for whom is microinsurance performance measured?
Arrivillaga & Salcedo	2014	What is the scope of microfinance-based interventions for HIV/AIDS prevention?
Bhageerathy et al.	2017	What are the factors affecting the take up of voluntary and community-based health insurance programs?
Awaworyi Churchill et al.	2016	Whether or not the impact of microcredit on poverty in Bangladesh is truly positive.
Awaworyi Churchill	2015	What is the impact of microfinance on five measures of female empowerment used in the empirical literature, namely mobility, decision-making power, control over finance, awareness and women's assets?
Madhani et al.	2015	What is the association between participation in a micro-finance programme and women's mental health outcomes, specifically (a) psychosocial functioning; (b) emotional stress; and (c) prevalence of IPV in South Asia?
Marr et al.	2016	What are the determinants of demand for index-insurance, the impact of index-insurance on smallholder livelihoods, and the existing links between index-insurance and credit?
O'Malley & Burke	2017	Is microfinance an effective approach for improved women's health?
Awaworyi Churchill	2014	What is the impact of microcredit and access to microcredit on poverty and on microenterprises?
Gammage et al.	2017	Where and how does gender influence financial inclusion and digital financial inclusion?
Gash	2017	What do we now know about the impact of SGs?
Hidalgo	2009	Why is there different results in the evidence of micro-credit?
Isangula	2012	How can rural women, children and family's health be improved through integrating income generation and health education & promotion activities for women?
O'Grady	2016	Can microfinance alleviate poverty?
Palmkvist & Lin	2015	What is the evidence on the effects of microfinance self-help groups on women's empowerment? What are the mechanisms that influence the process of empowerment?
Yang & Stanley	2013	Whether or not there have been any positive effects on income from micro-credit and business education classes.

Appendix D: Number and Proportion of Meta-Studies by PICOS Characteristics

11 medium- and high-confidence meta-studies:

P			I			C			O			S		
POPULATION	No.	Proportion	INTERVENTION	No.	Proportion	COMPARATOR	No.	Proportion	OUTCOME	No.	Proportion	STUDY DESIGN	No.	Proportion
Poor	7	0.64	Microcredit	7	0.64	No intervention	7	0.64	Health	7	0.64	Experimental design	9	0.82
Women	4	0.36	Micro-savings	5	0.45	"Business as usual" (existing)	1	0.09	Income	5	0.45	Quasi-experimental	8	0.73
Microcredit user	3	0.27	Group-based loan	3	0.27	Alternative intervention	1	0.09	Empowerment	5	0.45	Mixed methods	4	0.36
Household	3	0.27	Group-based savings	2	0.18	Placebo intervention	1	0.09	Education	5	0.45	Qualitative design	3	0.27
Microenterprise	2	0.18	Micro-leasing	2	0.18	Other	0	0.00	Expenditure	4	0.36	Other	1	0.09
Children	1	0.09	Micro-insurance	2	0.18	Not reported / unclear	4	0.36	Savings	4	0.36	Not reported / unclear	1	0.09
HIV patients or at risk	0	0.00	Group-based insurance	2	0.18				Socio-economic	4	0.36			
Healthcare users	0	0.00	Financial education	2	0.18				Assets	3	0.27			
Small holders	0	0.00	Access to credit	1	0.09				Profits/revenue	3	0.27			
Not reported / unclear	1	0.09	Microfinance	0	0.00				Employment	2	0.18			
									Expenses	2	0.18			
									Investment	1	0.09			
									Financial literacy	1	0.09			
									Other venture outcomes	1	0.09			
									Other	1	0.09			

21 low-confidence meta-studies:

P			I			C			O			S		
POPULATION	No.	Proportion	INTERVENTION	No.	Proportion	COMPARATOR	No.	Proportion	OUTCOME	No.	Proportion	STUDY DESIGN	No.	Proportion
Poor	7	0.33	Microfinance	8	0.38	No intervention	5	0.24	Income	6	0.29	Experimental design	18	0.86
Women	5	0.24	Microcredit	8	0.38	Alternative intervention	3	0.14	Health	6	0.29	Quasi-experimental	16	0.76
HH	4	0.19	Micro-insurance	4	0.19	Other	2	0.10	Expenditure	5	0.24	Qualitative design	6	0.29
Microcredit user	2	0.10	Micro-savings	3	0.14	"Business as usual" (existing)	1	0.05	Assets	5	0.24	Mixed methods	5	0.24
healthcare users	2	0.10	Group-based loan	2	0.10	Placebo intervention	0	0.00	Other	5	0.24	Other	5	0.24
Small holders	2	0.10	Access to credit	2	0.10	Not reported / unclear	16	0.76	Profits/revenue	3	0.14	Not reported / unclear	5	0.24
Microenterprise	1	0.05	Financial education	1	0.05				Poverty	3	0.14			
HIV patients or at risk	1	0.05							Empowerment	2	0.10			
Not reported / unclear	4	0.19							Education	2	0.10			
									Investment	1	0.05			
									Expenses	1	0.05			
									Other venture outcomes	1	0.05			
									Socio-economic	1	0.05			

Appendix E: List of Excluded Studies

No	Author	Year	Title	Full text screening	Reasons for exclusion
1	van Rooyen, C., Stewart, R. & de Wet, T.	2012	The Impact of Microfinance in Sub-Saharan Africa: A Systematic Review of the Evidence	No	Duplicate identified after subsequent title/abstract or full text screening
2	Habib, S. S., Perveen, S. & Khuwaja, H. M. A.	2016	The role of micro health insurance in providing financial risk protection in developing countries- a systematic review	Yes	Duplicate identified after subsequent title/abstract or full text screening
3	Korth, M., Stewart, R., Van Rooyen, C. & De Wet, T.	2012	Microfinance: Development Intervention or Just Another Bank?	Yes	Duplicate identified after subsequent title/abstract or full text screening
4	Marr, A., Winkel, A., van Asseldonk, M., Lensink, R. & Bulte, E.	2016	Adoption and impact of index-insurance and credit for smallholder farmers in developing countries	Yes	Duplicate identified after subsequent title/abstract or full text screening
5	Korth, M., Stewart, R., Van Rooyen, C. & De Wet, T.	2012	Microfinance: Development Intervention or Just Another Bank?	Yes	Duplicate identified after subsequent title/abstract or full text screening
6	Marr, A., Winkel, A., van Asseldonk, M., Lensink, R. &	2016	Adoption and impact of index-insurance and credit for smallholder	Yes	Duplicate identified after subsequent title/abstract or full text screening

No	Author	Year	Title	Full text screening	Reasons for exclusion
	Bulte, E.		farmers in developing countries		
7	Madhani, F. I., Tompkins, C., Jack, S. M. & Fisher, A.	2015	Participation in Micro-Finance Programmes and Women's Mental Health in South Asia: A Modified Systematic Review	No	Duplicate identified after subsequent title/abstract or full text screening
8	Arrivillaga, M. & Salcedo, J. P.	2014	A SYSTEMATIC REVIEW OF MICROFINANCE-BASED INTERVENTIONS FOR HIV/AIDS PREVENTION	No	Duplicate identified after subsequent title/abstract or full text screening
9	Brody, C., de Hoop, T., Vojtkova, M., Warnock, R., Dunbar, M., Murthy, P. & Dworkin, S. L.	2015	Economic Self-Help Group Programs for Improving Women's Empowerment: A Systematic Review	No	Duplicate identified after subsequent title/abstract or full text screening
10	Brody, C., de Hoop, T., Vojtkova, M., Warnock, R., Dunbar, M., Murthy, P. & Dworkin, S. L.	2015	Economic self-help group programmes for improving women's empowerment: A systematic review, 3ie Systematic Review 23	No	Duplicate identified after subsequent title/abstract or full text screening
11	Vaessen, J., Rivas, A., Duvendack, M., Palmer-	2014	The Effects of Microcredit on Women's Control over Household	No	Duplicate identified after subsequent title/abstract or full

No	Author	Year	Title	Full text screening	Reasons for exclusion
	Jones, R., Leeuw, F., van Gils, G., Lukach, R., Holvoet, N., Bastiaensen, J., Hombrados, J. G. & Waddington, H.		Spending in Developing Countries: A Systematic Review and Meta- analysis		text screening
12	van Rooyen, C., Stewart, R. & de Wet, T.	2012	The Impact of Microfinance in Sub-Saharan Africa: A Systematic Review of the Evidence	No	Duplicate identified after subsequent title/abstract or full text screening
13	Awaworyi Churchill, S., Korankye Danso, J. & Appau, S.	2015	Microcredit and Poverty Reduction in Bangladesh: Beyond Publication Bias, Does Genuine Effect Exist?	Yes	Duplicate identified after subsequent title/abstract or full text screening
14	Duvendack, M., Palmer- Jones, R. & Vaessen, J.	2014	Meta-analysis of the impact of microcredit on women's control over household decisions: methodological issues and substantive findings	No	Duplicate identified after subsequent title/abstract or full text screening
15	Chliova, M., Brinckmann, J. & Rosenbusch, N.	2013	IS MICROCREDIT A BLESSING FOR THE POOR? A METAANALYSIS	Yes	Duplicate identified after subsequent title/abstract or full text screening

No	Author	Year	Title	Full text screening	Reasons for exclusion
16	Chliova, M., Brinckmann, J. & Rosenbusch, N.	2014	Is microcredit a blessing for the poor? A meta-analysis examining development outcomes and contextual considerations	Yes	Duplicate identified after subsequent title/abstract or full text screening
17	Cho, Y. & Honorati, M.	2013	Entrepreneurship programs in developing countries: a meta regression analysis	Yes	Excluded because of intervention inclusion/exclusion criterion
18	Gibbs, A., Willan, S., Misselhorn, A. & Mangoma, J.	2012	Combined structural interventions for gender equality and livelihood security: a critical review of the evidence from southern and eastern Africa and the implications for young people	Yes	Excluded because of intervention inclusion/exclusion criterion
19	Giedion, U. & Díaz, B. Y.	2010	A review of the evidence	Yes	Excluded because of intervention inclusion/exclusion criterion
20	Korth, M., Stewart, R., Van Rooyen, C. & De Wet, T.	2012	Microfinance: Development Intervention or Just Another Bank?	Yes	Excluded because of intervention inclusion/exclusion criterion
21	Bouillon, C. P. & Tejerina, L.	2006	DO WE KNOW WHAT WORKS? A Systematic	Yes	Excluded because of intervention inclusion/exclusion

No	Author	Year	Title	Full text screening	Reasons for exclusion
			Review of Impact Evaluations of Social Programs in Latin America and the Caribbean		criterion
22	Magnoni, B. & Zimmerman, E.	2011	Do clients get value from microinsurance? A systematic review of recent and current research	Yes	Excluded because of intervention inclusion/exclusion criterion
23	Sulaiman, M.	2016a	Making Sustainable Reductions in Extreme Poverty: A Comparative Meta-Analysis of Livelihood, Cash Transfer and Graduation Approaches	Yes	Excluded because of intervention inclusion/exclusion criterion
24	Atan, N. A. B. & Johari, F. B.	2017	A review on literature of Waqf for poverty alleviation between 2006-2016	No	Excluded because of intervention inclusion/exclusion criterion
25	Bassani, D. G., Arora, P., Wazny, K., Gaffey, M. F., Lenters, L. & Bhutta, Z. A.	2013	Financial incentives and coverage of child health interventions: A systematic review and meta-analysis	No	Excluded because of intervention inclusion/exclusion criterion
26	Bateganya, M. H., Dong, M. X.,	2015	The Impact of Social Services Interventions in	No	Excluded because of intervention inclusion/exclusion

No	Author	Year	Title	Full text screening	Reasons for exclusion
	Oguntomilade, J. & Suraratdecha, C.		Developing Countries: A Review of the Evidence of Impact on Clinical Outcomes in People Living With HIV		criterion
27	Boehe, D. M. & Cruz, L. B.	2013	Gender and Microfinance Performance: Why Does the Institutional Context Matter?	No	Excluded because of intervention inclusion/exclusion criterion
28	Cooney, K. & Shanks, T. R. W.	2010	New Approaches to Old Problems: Market-Based Strategies for Poverty Alleviation	No	Excluded because of intervention inclusion/exclusion criterion
29	Ellis, C. M. & Chaffin, J.	2015	Evaluations of outcomes for children and youth from NGO-supported microeconomic interventions: A research synthesis	No	Excluded because of intervention inclusion/exclusion criterion
30	Engelken, M., Romer, B., Drescher, M., Welpe, I. M. & Picot, A.	2016	Comparing drivers, barriers, and opportunities of business models for renewable energies: A review	No	Excluded because of intervention inclusion/exclusion criterion
31	Halim, N., Spielman, K. & Larson, B.	2015	The economic consequences of selected maternal	No	Excluded because of intervention inclusion/exclusion

No	Author	Year	Title	Full text screening	Reasons for exclusion
			and early childhood nutrition interventions in low- and middle-income countries: a review of the literature, 2000--2013		criterion
32	Jacinta, N.	2014	Interest Rates, Target Markets and Sustainability in Microfinance	No	Excluded because of intervention inclusion/exclusion criterion
33	Kabeer, N. & Waddington, W.	2015	Economic impacts of conditional cash transfer programmes: a systematic review and meta-analysis	No	Excluded because of intervention inclusion/exclusion criterion
34	Kysucky, V. & Norden, L.	2016	The Benefits of Relationship Lending in a Cross-Country Context: A Meta-analysis	No	Excluded because of intervention inclusion/exclusion criterion
35	Nwolise, C. H., Hussein, J., Kanguru, L., Bell, J. & Patel, P.	2015	The Effectiveness of Community-Based Loan Funds for Transport during Obstetric Emergencies in Developing Countries: A Systematic Review	No	Excluded because of intervention inclusion/exclusion criterion
36	Rathore, B. S.	2015	Social capital: Does it matter in	No	Excluded because of intervention

No	Author	Year	Title	Full text screening	Reasons for exclusion
			a microfinance contract?		inclusion/exclusion criterion
37	Sondergaard, L., Murthi, M., Abu-Ghaida, D., Bodewig, C. & Rutkowski, J.	2011	Overview	No	Excluded because of intervention inclusion/exclusion criterion
38	Thow, A. M., Fanzo, J. & Negin, J.	2016	A Systematic Review of the Effect of Remittances on Diet and Nutrition	No	Excluded because of intervention inclusion/exclusion criterion
39	Caton, C., Chaffin, J., Marsh, M. & Read-Hamilton, S.	2014	Empowered and Safe: Economic Strengthening for Girls in Emergencies	No	Excluded because of intervention inclusion/exclusion criterion
40	Reichert, P.	2016	A meta-analysis examining the nature of trade-offs in microfinance	No	Excluded because of intervention inclusion/exclusion criterion
41	Tripney, J., Roulstone, A., Vigurs, C., Hogebe, N., Schmidt, E. & Stewart, R.	2015	Interventions to Improve the Labour Market Situation of Adults with Physical and/or Sensory Disabilities in Low- and Middle-Income Countries: A Systematic Review	No	Excluded because of intervention inclusion/exclusion criterion
42	Wulandaria, P. & Kassim, S. H.	2015	Can Islamic Microfinance Provide Solutions to Financial	No	Excluded because of intervention inclusion/exclusion criterion

No	Author	Year	Title	Full text screening	Reasons for exclusion
			Constraint Issues in Reaching the Millennium Development Goals?		
43	Yoong, J., Rabinovich, L. & Diepeveen, S.	2012	The impact of economic resource transfers to women versus men: A systematic review	No	Excluded because of intervention inclusion/exclusion criterion
44	Cho, Y. & Honorati, M.	2014	Entrepreneurship programs in developing countries: A meta regression analysis	Yes	Excluded because of intervention inclusion/exclusion criterion, duplicate
45	Cho, Y. & Honorati, M.	2013	Entrepreneurship Programs in Developing Countries: A Meta Regression Analysis	Yes	Excluded because of intervention inclusion/exclusion criterion, duplicate
46	Cho, Y. & Honorati, M.	2013	Entrepreneurship Programs in Developing Countries: A Meta Regression Analysis	Yes	Excluded because of intervention inclusion/exclusion criterion, duplicate
47	Sulaiman, M., Goldberg, N., Karlan, D. & de Montesquiou, A.	2016b	Eliminating Extreme Poverty: Comparing the Cost-Effectiveness of Livelihood, Cash Transfer, and Graduation Approaches	Yes	Excluded because of intervention inclusion/exclusion criterion, duplicate
48	Bassani, D.	2013	Financial	No	Excluded because

No	Author	Year	Title	Full text screening	Reasons for exclusion
	G., Paul, A., Wazny, K., Gaffey, M. F., Lenters, L. & Zulfiqar, A. B.		incentives and coverage of child health interventions: a systematic review and meta- analysis		of intervention inclusion/exclusion criterion, duplicate
49	Engelken, M., Römer, B., Drescher, M., Welppe, I. M. & Picot, A.	2016	Comparing drivers, barriers, and opportunities of business models for renewable energies: A review	No	Excluded because of intervention inclusion/exclusion criterion, duplicate
50	Halim, N., Spielman, K. & Larson, B.	2015	The economic consequences of selected maternal and early childhood nutrition interventions in low- and middle- income countries: A review of the literature, 2000- 2013	No	Excluded because of intervention inclusion/exclusion criterion, duplicate
51	Rathore, B. S.	2015	Social capital: does it matter in a microfinance contract?	No	Excluded because of intervention inclusion/exclusion criterion, duplicate
52	Jennings, L.	2014	Do Men Need Empowering Too? A Systematic Review of Entrepreneurial Education and Microenterprise Development on Health Disparities	No	Excluded because of population inclusion/exclusion criterion

No	Author	Year	Title	Full text screening	Reasons for exclusion
			among Inner-City Black Male Youth		
53	Ahamad, S., Bakar, R. & Lubis, Z.	2016	Islamic Microfinance and Its Impacts on Borrowers: A Systematic Review From 1995-2015	Yes	Excluded because of study design inclusion/exclusion criterion
54	Akter, S.	2012	The Role of Microinsurance as a Safety Net against Environmental Risks in Bangladesh	No	Excluded because of study design inclusion/exclusion criterion
55	Assensoh-Kodua, A., Migiro, S. & Mutambara, E.	2016	Mobile Banking in South Africa: A Systematic Review of the Literature	No	Excluded because of study design inclusion/exclusion criterion
56	Azimi, H.	2013	Role of bank credits in development of agriculture sector	No	Excluded because of study design inclusion/exclusion criterion
57	Boccia, D., Hargreaves, J., Lönnroth, K., Jaramillo, E., Weiss, J., Uplekar, M., Porter, J. D. H. & Evans, C. A.	2011	Cash transfer and microfinance interventions for tuberculosis control: Review of the impact evidence and policy implications	No	Excluded because of study design inclusion/exclusion criterion
58	Dhanalakshmi, U. & Rajini, K.	2013	A Review of the Literature: Women Empowerment through Self Help Groups (SHGs)	No	Excluded because of study design inclusion/exclusion criterion

No	Author	Year	Title	Full text screening	Reasons for exclusion
59	Garcia-Perez, I., Munoz-Torres, M. J. & Fernandez-Izquierdo, M. A.	2017	Microfinance literature: A sustainability level perspective survey	No	Excluded because of study design inclusion/exclusion criterion
60	Lahimer, N., Dash, S. & Zaiter, M.	2013	Does microfinance promote entrepreneurship and innovation? A macro analysis	No	Excluded because of study design inclusion/exclusion criterion
61	Casselmann, R. M., Cocozzelli, F. P. & Sama, L. M.	2014	The Role of Microfinance Institutions in Post-conflict Settings	No	Excluded because of study design inclusion/exclusion criterion
62	Dass, R. & Pal, S.	2011	A Meta Analysis on Adoption of Mobile Financial Services	No	Excluded because of study design inclusion/exclusion criterion
63	Meager, R.	2015	Understanding the Impact of Microcredit Expansions: A Bayesian Hierarchical Analysis of 7 Randomised Experiments	No	Excluded because of study design inclusion/exclusion criterion
64	Nwachukwu, J.	2014	Interest Rates, Target Markets and Sustainability in Microfinance	No	Excluded because of study design inclusion/exclusion criterion, duplicate

Appendix F: Correlation matrix of low confidence meta-studies to demonstrate overlap

	Pande et al. 2012	Yang et al. 2013	Awaworyi et al. 2015	Arrivillaga et al. 2014	Awaworyi et al. 2016	Habib et al. 2016	Marr et al. 2016	O'Grady, 2015	hy et al. 2017	Gash, 2017	O'Malley et al. 2017	Cole et al. 2012	Hidalgo, 2009	s et al. 2015	Maitrot et al. 2017	Madhani et al. 2015	Palmkvist et al. 2015	Isangula, 2012	Lorenzetti et al. 2017	Awaworyi et al. 2014	
Pande et al. 2012	100%	0%	0%	0%	0%	0%	0%	6%	0%	0%	0%	0%	0%	0%	0%	0%	0%	0%	0%	0%	0%
Yang et al. 2013	0%	100%	0%	0%	0%	0%	0%	0%	0%	0%	0%	0%	0%	0%	10%	0%	0%	0%	0%	0%	21%
Awaworyi et al. 2015	0%	0%	100%	0%	33%	0%	0%	0%	0%	0%	0%	0%	7%	0%	6%	0%	8%	0%	0%	0%	21%
Arrivillaga et al. 2014	0%	0%	0%	100%	0%	0%	0%	0%	0%	0%	10%	0%	0%	0%	0%	0%	8%	6%	17%	0%	0%
Awaworyi et al. 2016	0%	0%	29%	0%	100%	0%	0%	0%	0%	0%	0%	0%	3%	0%	8%	0%	0%	0%	0%	0%	21%
Habib et al. 2016	0%	0%	0%	0%	0%	100%	0%	0%	8%	0%	0%	0%	0%	1%	0%	0%	0%	0%	0%	0%	0%
Marr et al. 2016	0%	0%	0%	0%	0%	0%	100%	0%	0%	0%	0%	15%	0%	0%	0%	0%	0%	0%	0%	0%	0%
O'Grady, 2015	6%	0%	0%	0%	0%	0%	0%	100%	0%	0%	0%	8%	0%	0%	6%	0%	0%	0%	0%	6%	4%
Bhageerathy et al. 2017	0%	0%	0%	0%	0%	5%	0%	0%	100%	0%	2%	0%	0%	1%	0%	0%	0%	0%	0%	0%	0%
Gash, 2017	0%	0%	0%	0%	0%	0%	0%	0%	0%	100%	0%	0%	0%	0%	0%	0%	0%	0%	0%	0%	0%
O'Malley et al. 2017	0%	0%	0%	29%	0%	0%	0%	0%	8%	0%	100%	0%	3%	0%	2%	8%	8%	8%	40%	0%	0%
Cole et al. 2012	0%	0%	0%	0%	0%	0%	6%	6%	0%	0%	0%	100%	0%	0%	0%	0%	0%	0%	0%	0%	0%

	Pande et al. 2012	Yang et al. 2013	Awaworyi et al. 2015	Arrivillaga et al. 2014	Awaworyi et al. 2016	Habib et al. 2016	Marr et al. 2016	O'Grady, 2015	hy et al. 2017	Gash, 2017	O'Malley et al. 2017	Cole et al. 2012	Hidalgo, 2009	s et al. 2015	Maitrot et al. 2017	Madhani et al. 2015	Palmkvist et al. 2015	Isangula, 2012	Lorenzetti et al. 2017	Awaworyi et al. 2014	
Hidalgo, 2009	0%	0%	29%	0%	17%	0%	0%	0%	0%	0%	2%	0%	100%	0%	8%	0%	0%	0%	0%	0%	17%
Apostolakis et al. 2015	0%	0%	0%	0%	0%	5%	0%	0%	8%	0%	0%	0%	0%	100%	2%	0%	0%	2%	0%	0%	0%
Maitrot et al. 2017	0%	83%	43%	0%	67%	0%	0%	19%	0%	0%	2%	0%	14%	1%	100%	0%	0%	2%	9%	33%	0%
Madhani et al. 2015	0%	0%	0%	0%	0%	0%	0%	0%	0%	0%	2%	0%	0%	0%	0%	100%	17%	2%	0%	0%	0%
Palmkvist et al. 2015	0%	0%	14%	7%	0%	0%	0%	0%	0%	0%	2%	0%	0%	0%	0%	17%	100%	2%	0%	0%	4%
Isangula, 2012	0%	0%	0%	21%	0%	0%	0%	0%	0%	0%	10%	0%	0%	1%	2%	8%	8%	100%	9%	4%	0%
Lorenzetti et al. 2017	0%	0%	0%	43%	0%	0%	0%	13%	0%	0%	34%	0%	0%	0%	6%	0%	0%	6%	100%	0%	0%
Awaworyi et al. 2014	0%	83%	71%	0%	83%	0%	0%	6%	0%	0%	0%	0%	14%	0%	16%	0%	8%	2%	0%	0%	100%

Note: Gammage et al. (2017) is excluded from this table of low confidence meta-studies as it claims to have synthesized 594 studies but the reference list does not provide a full list of all 594 studies and hence we could not assess overlap of Gammage et al. (2017) with all other included meta-studies.

Appendix G: AMSTAR2 and 3ie Critical Appraisal Checklist

Table A 7.1: AMSTAR2

Did the research questions and inclusion criteria for the review include the components of PICO?

For Yes:	Optional (recommended) Timeframe for follow-up	Yes
Population		
Intervention		No
Comparator group		
Outcome		

Did the report of the review contain an explicit statement that the review methods were established prior to the conduct of the review and did the report justify any significant deviations from the protocol?

For Partial Yes:	For Yes:	
The authors state that they had a written protocol or guide that included ALL the following:	As for partial yes, plus the protocol should be registered and should also have specified:	
review question(s)	a meta-analysis/synthesis plan,	Yes
a search strategy	if appropriate, <i>and</i> a plan for investigating	Partial Yes
inclusion/exclusion criteria	causes of heterogeneity	No
a risk of bias assessment	justification for any deviations from the protocol	

Did the review authors explain their selection of the study designs for inclusion in the review?

For Yes, the review should satisfy ONE of the following:	
<i>Explanation for including only RCTs</i>	Yes
OR <i>Explanation for including only NRSI</i>	No
OR <i>Explanation for including both RCTs and NRSI</i>	

Did the review authors use a comprehensive literature

4. search strategy?

For Partial Yes (all the following):	For Yes, should also have (all the following):	
searched at least 2 databases (relevant to research question) provided key word and/or search strategy justified publication restrictions (e.g. language)	searched the reference lists / bibliographies of included studies searched trial/study registries included/consulted content experts in the field where relevant, searched for grey literature conducted search within 24 months of completion of the review	Yes Partial Yes No

Did the review authors perform study selection in

5. duplicate?

For Yes, either ONE of the following:

at least two reviewers independently agreed on selection of eligible studies Yes

and achieved consensus on which studies to include No

OR two reviewers selected a sample of eligible studies and achieved good



agreement (at least 80 percent), with the remainder selected by one reviewer.

		9. D	
6. Did the review authors perform data extraction in duplicate?			i
For Yes, either ONE of the following:			d
at least two reviewers achieved consensus on which data to extract from included studies		Yes	t
OR two reviewers extracted data from a sample of eligible studies and achieved good agreement (at least 80 percent), with the remainder extracted by one reviewer.		No	h
			e
7. Did the review authors provide a list of excluded studies and justify the exclusions?			r
For Partial Yes:	For Yes, must also have:		e
provided a list of all potentially relevant studies that were read in full-text form but excluded from the review	Justified the exclusion from the review of each potentially relevant study	Yes	v
		Partial Yes	i
		No	e
8. Did the review authors describe the included studies in adequate detail?			w
For Partial Yes (ALL the following):	For Yes, should also have ALL the following:		a
described populations	described population in detail	Yes	u
described interventions	described intervention in detail (including doses where relevant)	Partial Yes	t
described comparators	described comparator in detail (including doses where relevant)	No	h
described outcomes	described study's setting		o
described research designs	described study's timeframe for follow-up		s
			s
			a
			d
			e

chnique for assessing the risk of bias (RoB) in individual studies that were included in the review?

		Yes
RCTs		
For Partial Yes, must have assessed RoB	For Yes, must also have assessed RoB	No
From	from:	
unconcealed allocation, <i>and</i> lack of blinding of patients	allocation sequence that was	Yes
<i>and</i> assessors when assessing outcomes (unnecessary for objective outcomes such as all-cause mortality)	not truly random, <i>and</i> selection of the reported result from among multiple measurements or analyses of a specified outcome	Partial Yes
		No
		Includes only NRSI
NRSI		
For Partial Yes, must have assessed RoB:	For Yes, must also have assessed RoB:	
from confounding, <i>and</i> from selection bias	methods used to ascertain exposures and outcomes, <i>and</i> selection of the reported result from among multiple measurements or analyses of a specified outcome	Yes
		Partial Yes
		No
		Includes only RCTs

10. Did the review authors report on the sources of funding for the studies included in the review?

For Yes

Must have reported on the sources of funding for individual studies included in the review. Note: Reporting that the reviewers looked for this information but it was not reported by study authors also qualifies

11. If meta-analysis was performed did the review authors use appropriate methods for statistical combination of results?

RCTs

For Yes:

The authors justified combining the data in a meta-analysis AND they used an appropriate weighted technique to combine	Yes
study results and adjusted for heterogeneity if present. AND investigated the causes of any heterogeneity	No No meta-analysis conducted

For NRSI

For Yes:

The authors justified combining the data in a meta-analysis AND they used an appropriate weighted technique to combine	Yes
study results, adjusting for heterogeneity if present AND they statistically combined effect estimates from NRSI that	No No meta-analysis conducted
were adjusted for confounding, rather than combining raw data, or justified combining raw data when adjusted effect estimates were not available	
AND they reported separate summary estimates for RCTs and NRSI separately when both were included in the review	

12. If meta-analysis was performed, did the review authors assess the potential impact of RoB in individual studies on the results of the meta-analysis or other evidence synthesis?

For Yes:

included only low risk of bias RCTs	Yes
OR, if the pooled estimate was based on RCTs and/or NRSI at variable	No
RoB, the authors performed analyses to investigate possible impact of RoB on summary estimates of effect.	No meta-analysis conducted

13. Did the review authors account for RoB in individual studies when interpreting/discussing the

results of the review?

For Yes:	
included only low risk of bias RCTs	Yes
OR, if RCTs with moderate or high RoB, or NRSI were included the review provided a discussion of the likely impact of RoB on the results	No

14. Did the review authors provide a satisfactory explanation for, and discussion of, any heterogeneity observed in the results of the review?

For Yes:	
There was no significant heterogeneity in the results	
OR if heterogeneity was present the authors performed an investigation of	Yes
sources of any heterogeneity in the results and discussed the impact of this	No
on the results of the review	

15. If they performed quantitative synthesis did the review authors carry out an adequate investigation of publication bias (small study bias) and discuss its likely impact on the results of the review?

For Yes:	
performed graphical or statistical tests for publication bias and discussed	Yes
the likelihood and magnitude of impact of publication bias	No
	No meta-analysis conducted

16. Did the review authors report any potential sources of conflict of interest, including any funding they received for conducting the review?

For Yes:

The authors reported no competing interests OR	Yes
The authors described their funding sources and how they managed potential conflicts of interest	No

Note: Based on Shea et al. (2017).

Table A 7.2: 3ie critical appraisal checklist

Section A: Methods used to identify, include and critically appraise studies					
A1 Were the criteria used for deciding which studies to include in the review reported?	A2 Was the search for evidence reasonably comprehensive?	A3 Does the review cover an appropriate time period?	A4 Was bias in the selection of articles avoided?	A5 Did the authors use appropriate criteria to assess the quality and risk of bias in analysing the studies that are included?	A6 Overall – how much confidence do you have in the methods used to identify, include and critically appraise studies?
Yes	Yes	Yes	Yes	Yes	Low Confidence
Partially	Partially	Can't tell	Partially	Partially	Medium Confidence
No	No	No	No	No	High Confidence
	Can't tell	Unsure			
YES: All four should be yes NO: All four should be no PARTIALLY: Any other	YES: All five should be yes PARTIALLY: Relevant databases and reference lists are both reported NO: Any other	YES: Generally this means searching the literature at least back to 1990 NO: Generally if the search does not go back to 1990 CAN'T TELL: No information about time period for search Note: With reference to the above – there may be important reasons for	YES: All three should be yes, although reviews published in journals are unlikely to have a list of excluded	YES: All three should be yes PARTIALLY: The first and third criteria should be reported. If the authors report the criteria for assessing risk of bias and report a summary of this assessment for each criterion, but the	High confidence applicable when the answers to the questions in section A are all assessed as 'yes' Low confidence applicable when any of the following are assessed as 'NO' above: not reporting

adopting different dates for the search, e.g. depending on the intervention. If you think there are limitations with the timeframe adopted for the search which have not been noted and justified by the authors, you should code this item as a NO and specify your reason for doing so in the comment box below. Older reviews should not be downgraded, but the fact that the search was conducted some time ago should be noted in the quality assessment. Always report the time period for the search in the comment box.

studies (due to limits on word count) and the review should not be penalised for this. PARTIALLY: Independent screening and list of included studies provided are both reported NO: All other. If list of included studies provided, but the authors do not report whether or not the screening has been

criteria may be only partially sensible (e.g. do not address all possible risks of bias, but do address some), we downgrade to PARTIALLY. NO: Any other

explicit selection criteria (A1), not conducting reasonably comprehensive search (A2), not avoiding bias in selection of articles (A4 , not assessing the risk of bias in included studies (A5)

Medium confidence applicable for any other – i.e. section A3 is assessed as ‘NO’ or ‘can’t tell’ and remaining sections are assessed as ‘partially’ or ‘can’t tell’

*done by 2 reviewers
review is downgraded to NO.*

Section B: Methods used to analyse the findings

<i>B1 Were the characteristics and results of the included studies reliably reported?</i>	<i>B2 Are the methods used by the review authors to analyse the findings of the included studies clear, including methods for calculating effect sizes if applicable?</i>	<i>B3 Did the review describe the extent of heterogeneity?</i>	<i>B4 Were the findings of the relevant studies combined (or not combined) appropriately relative to the primary question the review addresses and the available data?</i>	<i>B5 Does the review report evidence appropriately?</i>	<i>B6 Did the review examine the extent to which specific factors might explain differences in the results of the included studies?</i>	<i>B7 Overall - how much confidence do you have in the methods used to analyse the findings relative to the primary question addressed in the review?</i>
<i>Yes</i>	<i>Yes</i>	<i>Yes</i>	<i>Yes</i>	<i>Yes</i>	<i>Yes</i>	<i>Low Confidence</i>
<i>Partially</i>	<i>Partially</i>	<i>Partially</i>	<i>Partially</i>	<i>Partially</i>	<i>Partially</i>	<i>Medium Confidence</i>
<i>No</i>	<i>No</i>	<i>No</i>	<i>No</i>	<i>No</i>	<i>No</i>	<i>High</i>

						Confidence
<i>Not applicable</i>	<i>Not applicable</i>	<i>Not applicable</i>	<i>Not applicable</i>	<i>Not applicable</i>	<i>Not applicable</i>	
			<i>Can't tell</i>		<i>Not applicable</i>	
<p>YES: All three should be yes</p> <p>PARTIALLY: Criteria one and three are yes, but some information is lacking on second criteria.</p> <p>No: None of these are reported. If the review does not report whether data was independently extracted by 2 reviewers (possibly a reporting error), we downgrade to NO.</p> <p>NOT APPLICABLE: if no studies/no data</p>	<p>YES: Methods used clearly reported. If it is clear that the authors use narrative synthesis, they don't need to say this explicitly.</p> <p>PARTIALLY: Some reporting on methods but lack of clarity</p> <p>NO: Nothing reported on methods</p> <p>NOT APPLICABLE: if no studies/no data</p>	<p>YES: First two should be yes, and third category should be yes if applicable should be yes</p> <p>PARTIALLY: The first category is yes</p> <p>NO: Any other</p> <p>NOT APPLICABLE: if no studies/no data</p>	<p>YES: If appropriate table, graph or meta-analysis AND appropriate weights AND errors addressed (if appropriate).</p> <p>PARTIALLY: If appropriate table, graph or meta-analysis AND appropriate weights AND errors not addressed (and should have been).</p> <p>NO: If narrative OR vote counting (where</p>	<p>YES: Both criteria should be fulfilled (where applicable)</p> <p>NO: Criteria not fulfilled</p> <p>PARTIALLY: Only one criteria fulfilled, or when there is limited reporting of quality appraisal (the latter applies only when inclusion criteria for study design are appropriate)</p> <p>NOT APPLICABLE:</p>	<p>YES: Explanatory factors clearly described and appropriate methods used to explore heterogeneity</p> <p>PARTIALLY: Explanatory factors described but for meta-analyses, sub-group analysis or meta-regression not reported (when they should have</p>	<p>High confidence applicable when all the answers to the questions in section B are assessed as 'yes'.</p> <p>Low confidence applicable when any of the following are assessed as 'NO' above: critical characteristics of the included studies not reported (B1), not describing the extent of</p>

<p>quantitative analyses would have been possible) OR inappropriate reporting of table, graph or meta-analyses. NOT APPLICABLE: if no studies/no data CAN'T TELL: if unsure (note reasons in comments below)</p>	<p>No included studies Note on reporting evidence and risk of bias: For reviews of effects of 'large n' interventions, experimental and quasi-experimental designs should be included (if available). For reviews of effects of 'small n' interventions, designs appropriate to attribute changes to the intervention should be included (e.g. pre-post with assessment of confounders)</p>	<p>been) NO: No description or analysis of likely explanatory factors NOT APPLICABLE: e.g. too few studies, no important differences in the results of the included studies, or the included studies were so dissimilar that it would not make sense to explore heterogeneity of the results</p>	<p>heterogeneity (B3), combining results inappropriately (B4), reporting evidence inappropriately (B5). Medium confidence applicable for any other: i.e. the "Partial" option is used for any of the 6 preceding questions or questions and/or B.2 and/or B.6 are assessed as 'no'.</p>
-------------------------------------------------------------------------------------------------------------------------------------------------------------------------------------------------------------------------	----------------------------------------------------------------------------------------------------------------------------------------------------------------------------------------------------------------------------------------------------------------------------------------------------------------------------------------------------------------------------------------------------	---------------------------------------------------------------------------------------------------------------------------------------------------------------------------------------------------------------------------------------------------------------------------------------------------------	------------------------------------------------------------------------------------------------------------------------------------------------------------------------------------------------------------------------------------------------------------------------------------------------

Section C: Overall assessment of the reliability of the review			
C1 Are there any other aspects of the review not mentioned before which lead you to question the results?	C2 Are there any mitigating factors which should be taken into account in determining the reviews reliability?	Comments	C3 Based on the above assessments of the methods please provide a summary of the quality of the review/How would you rate the reliability of the review?
Additional methodological concerns – only one person reviewing	Limitations acknowledged		Low
Robustness	No strong policy conclusions drawn (including in abstract/ summary)		Medium
Interpretation	Any other factors		High
Conflicts of interest (of the review authors or for included studies)			
Other			
No other quality issues identified			High confidence in conclusions about effects: high confidence noted overall for sections A and B, unless moderated by answer to C1. Medium confidence in conclusions about effects: medium confidence noted overall for sections A or B, unless moderated by answer to C1 or C2. Low confidence in conclusions about

effects: low confidence noted overall for sections A or B, unless moderated by answer to C1 or C2.

Limitations should be summarised above, based on what was noted in Sections A, B and C.

Section D: Methods used to analyse the causal chain and reach conclusions

D1 Does the review use a program me theory?	D2 Does the review incorporate qualitative evidence in the design?	D3 Did the review conduct analysis of intermediate and endpoint outcomes along causal chain?	D4 Does the review incorporate qualitative evidence in the analysis?	D5 Does the review incorporate qualitative evidence in other aspects of the analysis?	D6 Does the review integrate the findings from quantitative and qualitative evidence?	D7 Is quantitative and qualitative evidence integrated to form conclusions and implications?	D8 Overall - how much confidence do you have in the causal chain used in the review to analyse studies and the type of evidence incorporated to inform the analysis and reporting?
Yes	Yes	Yes	Yes	Yes	Yes	Yes	Low Confidence
Partially	Partially	Partially	Partially	Partially	Partially	Partially	Medium Confidence
No	No	No	No	No	No	No	High Confidence
Not applicable	Not applicable	Not applicable	Not applicable	Not applicable	Not applicable	Not applicable	

le							
Can't tell							
YES: Some theory is used, whether an intervention level logic model or causal chain, or formal theory, and underlying assumptions are explicitly described. NO: None are reported	YES: At least 1 and 2 or 3 are reported. NO: None are reported. PARTIALLY: 1 or 4 are reported.	YES: Boxes 1 and 2 are ticked PARTIALLY: Boxes 1 and 4 or 2 and 3 are ticked. NO: analysis of outcomes along causal chain is not undertaken and only endpoint outcomes are analysed (and outcomes at different stages of the causal chain were excluded). NOT APPLICABLE: if no studies/no data CAN'T TELL: if unsure (note reasons in comments below)	YES: 1, 2, or 3 plus 4 or 5 are reported. NO: None are reported. PARTIALLY: Any other combination.	YES: 1 or 2 are reported. NO: None are reported. PARTIALLY: 3 is reported.	YES: 1 and 2 or 3 are reported. NO: None are reported. PARTIALLY: 1 is reported only.	YES: All are reported. NO: None are reported. PARTIALLY: Only 1, 2 or 3 are reported.	High confidence applicable when the answers to the questions in section D are all assessed as 'yes' Low confidence applicable when any of the following are assessed as 'NO' above: not conducting analysis of intermediate and endpoint outcomes along the causal chain (D3), not incorporating qualitative evidence in the analysis (D5), not integrating the findings from quantitative and qualitative

.
PARTIALLY: A theory is used but underlying assumptions are not reported
.

evidence (D6).

Medium confidence applicable for any other – i.e. section D3 is assessed as ‘NO’ or can’t tell and remaining sections are assessed as ‘partially’ or ‘can’t tell’

Notes: We adapted the 3ie tool and newly added section D to assess how well the studies addressed causal mechanisms in their analysis and subsequent discussions. Section D is based on an unpublished paper by Jimenez et al. (forthcoming)

Appendix H: Quality Assessment of Included Meta-Studies, Low-confidence

No	Study	Synthesis approach	AMSTAR 2	3ie tool	Final decision
1	Habib et al. 2016	Systematic review	Critically low confidence	Low confidence	out (low)
2	Lorenzetti et al. 2017	Systematic review	Low confidence	Low confidence	out (low)
3	Cole et al. 2012	Systematic review	Low confidence	Low confidence	out (low)
4	Maître & Niño-Zarazúa, 2017	Systematic review	Critically low confidence	Low confidence	out (low)
5	Pande et al. 2012	Systematic review	Critically low confidence	Low confidence	out (low)
6	Apostolakis et al. 2015	Systematic review	Critically low confidence	Low confidence	out (low)
7	Arrivillaga & Salcedo, 2014	Systematic review	Critically low confidence	Low confidence	out (low)
8	Bhageerathy et al. 2017	Systematic review	Critically low confidence	Low confidence	out (low)
9	Awaworyi Churchill et al. 2016	Meta-analysis	Critically low confidence	Low confidence	out (low)
10	Awaworyi Churchill, 2015	Meta-analysis	Critically low confidence	Low confidence	out (low)
11	Madhani et al. 2015	Systematic review	Critically low confidence	Low confidence	out (low)
12	Marr et al. 2016	Systematic review	Critically low confidence	Low confidence	out (low)
13	O'Malley & Burke, 2017	Systematic review	Critically low confidence	Low confidence	out (low)
14	Awaworyi Churchill, 2014	Meta-analysis	Critically low confidence	Low confidence	out (low)
15	Gammage et al. 2017	Systematic review	Critically low confidence	Low confidence	out (low)
16	Gash, 2017	Systematic review	Critically low confidence	Low confidence	out (low)
17	Hidalgo, 2009	Meta-analysis	Critically low confidence	Low confidence	out (low)
18	Isangula, 2012	Systematic review	Critically low confidence	Low confidence	out (low)
19	O'Grady, 2016	Systematic review	Critically low confidence	Low confidence	out (low)
20	Palmkvist & Lin, 2015	Systematic review	Critically low confidence	Low confidence	out (low)
21	Yang & Stanley, 2013	Meta-analysis	Critically low confidence	Low confidence	out (low)

Appendix I: Overview of Quality Assessment Criteria for Low-confidence Meta-studies

3ie critical appraisal checklist	Yes	No	Partially/ can't tell
Were the criteria used for deciding which studies to include in the review reported? (PICOS)	11	1	9
Was the search for evidence reasonably comprehensive?	0	10	11
Does the review cover an appropriate time period?	12	3	6
Was bias in the selection of articles avoided?	3	17	1
The criteria used for assessing the quality/ risk of bias were reported.	0	0	21
A table or summary of the assessment of each included study for each criterion was reported.	7	14	0
Did the authors use appropriate criteria to assess the quality and risk of bias in analysing the studies that are included?	2	15	4
Independent data extraction by at least 2 reviewers	2	4	14
Were the characteristics and results of the included studies reliably reported?	1	17	3
Are the methods used by the review authors to analyse the findings of the included studies clear, including methods for calculating effect sizes if applicable?	0	0	21
Did the review describe the extent of heterogeneity?	2	18	1
Were the findings of the relevant studies combined (or not combined) appropriately relative to the primary question the review addresses and the available data?	1	4	16
Does the review report evidence appropriately?	2	19	0
Limitations Acknowledged	12	8	1
Policy conclusions drawn (including in abstract/ summary)	14	6	1
Does the review use a programme theory?	2	17	2
Did the review conduct analysis of intermediate and	1	17	3

endpoint outcomes along causal chain?			
Does the review incorporate qualitative evidence in the analysis?	1	10	10
Does the review incorporate qualitative evidence in other aspects of the analysis?	0	21	0
Does the review integrate the findings from quantitative and qualitative evidence?	mostly N/A	mostly N/A	mostly N/A
Is quantitative and qualitative evidence integrated to form conclusions and implications?	mostly N/A	mostly N/A	mostly N/A

A Measurement Tool to Assess systematic Reviews (AMSTAR 2)	Yes	No	Partial yes
Did the research questions and inclusion criteria for the review include the components of PICO?	2	19	0
Did the report of the review contain an explicit statement that the review methods were established prior to the conduct of the review and did the report justify any significant deviations from the protocol?	0	20	1
Did the review authors explain their selection of the study designs for inclusion in the review?	7	14	0
Did the review authors use a comprehensive literature search strategy?	2	11	8
Did the review authors perform study selection in duplicate?	3	18	0
Did the review authors perform data extraction in duplicate?	0	21	0
Did the review authors provide a list of excluded studies and justify the exclusions?	3	18	0
Did the review authors describe the included studies in adequate detail?	2	14	5
Did the review authors use a satisfactory technique for assessing the risk of bias (RoB) in individual studies that were included in the review? RCTs	1	20	0
Did the review authors use a satisfactory technique for assessing the risk of bias (RoB) in individual studies	2	18	1

that were included in the review? NRSI			
Did the review authors report on the sources of funding for the studies included in the review?	1	20	0
If meta-analysis was performed did the review authors use appropriate methods for statistical combination of results? RCTs	1	5	15x not MA
If meta-analysis was performed did the review authors use appropriate methods for statistical combination of results? NRSI	0	6	15x not MA
If meta-analysis was performed, did the review authors assess the potential impact of RoB in individual studies on the results of the meta-analysis or other evidence synthesis?	1	5	15x not MA
Did the review authors account for RoB in individual studies when interpreting/ discussing the results of the review?	3	18	0
Did the review authors provide a satisfactory explanation for, and discussion of, any heterogeneity observed in the results of the review?	1	20	0
If they performed quantitative synthesis did the review authors carry out an adequate investigation of publication bias (small study bias) and discuss its likely impact on the results of the review?	5	3	13
Did the review authors report any potential sources of conflict of interest, including any funding they received for conducting the review?	8	13	0

References

References to Included Studies

11 medium- and high-confidence studies:

1. Brody, C., De Hoop, T., Vojtkova, M., Warnock, R., Dunbar, M., Murthy, P., & Dworkin, S. L. (2015). Economic self-help group programmes for improving women's empowerment: a systematic review, *3ie Systematic Review* 23. London: International Initiative for Impact Evaluation (3ie).
2. Chliova, M., Brinckmann, J., & Rosenbusch, N. (2015). Is microcredit a blessing for the poor? A meta-analysis examining development outcomes and contextual considerations. *Journal of Business Venturing*, *30*(3), 467-487
3. Duvendack, M., Palmer-Jones, R., Copestake, J. G., Hooper, L., Loke, Y., & Rao, N. (2011). What is the evidence of the impact of microfinance on the well-being of poor people? EPPI-Centre, Social Science Research Unit, Institute of Education, University of London.
4. Gopaldaswamy, A. K., Babu, M. S., & Dash, U. (2016). Systematic review of quantitative evidence on the impact of microfinance on the poor in South Asia. London: EPPI-Centre, Social Science Research Unit, Institute of Education, University College London. Retrieved from <http://eppi.ioe.ac.uk/cms/Portals/0/PDF%20reviews%20and%20summaries/Microfinance-ST%20-%20IITM2.pdf?ver=2016-05-04-143152-407>.
5. Kennedy, C. E., Fonner, V. A., O'Reilly, K. R., & Sweat, M. D. (2014). A systematic review of income generation interventions, including microfinance and vocational skills training, for HIV prevention. *AIDS care*, *26*(6), 659-673.
6. Orton, L., Pennington, A., Nayak, S., Sowden, A., White, M., & Whitehead, M. (2016). Group-based microfinance for collective empowerment: a systematic review of health impacts. *Bulletin of the world health organization*, *94*(9), 694.
7. Peters, C. J., Picardy, J. A., Darrouzet-Nardi, A., & Griffin, T. S. (2014). Feed conversions, ration compositions, and land use efficiencies of major livestock products in US agricultural systems. *Agricultural Systems*, *130*, 35-43.
8. Steinert, J. I., Zenker, J., Filipiak, U., Movsisyan, A., Cluver, L. D., & Shenderovich, Y. (2018). Do saving promotion interventions increase household savings, consumption, and investments in Sub-Saharan Africa? A systematic review and meta-analysis. *World Development*, *104*, 238-256.
9. Stewart, R., van Rooyen, C., Dickson, K., Majoro, M., & de Wet, T. (2010). What is the impact of microfinance on poor people? A systematic review of evidence from Sub-Saharan Africa. Technical report, EPPI-Centre, Social Science Research Unit, University of London.

10. Stewart R., van Rooyen, C., Korth, M., Chereni, A., Rebelo Da Silva, N., & de Wet, T. (2012). Do micro-credit, micro-savings and micro-leasing serve as effective financial inclusion interventions enabling poor people, and especially women, to engage in meaningful economic opportunities in low- and middle-income countries? A systematic review of the evidence. Technical report, EPPI-Centre, Social Science Research Unit, University of London.
11. Vaessen, J., Rivas, A., Duvendack, M., Palmer Jones, R., Leeuw, F., Van Gils, G., Lukach, R., Holvoet, N., & Bastiaensen, J. (2014). The Effects of microcredit on women's control over household spending in developing countries. Campbell Systematic Review. Retrieved from <http://www.campbellcollaboration.org/lib/project/178/>.

21 *low-confidence studies:*

1. Apostolakis, G., van Dijk, G., & Drakos, P. (2015). Microinsurance performance—a systematic narrative literature review. *Corporate Governance*, 15(1), 146-170.
2. Arrivillaga, M., & Salcedo, J. P. (2014). A systematic review of microfinance-based interventions for HIV/AIDS prevention. *AIDS Education and Prevention*, 26(1), 13-27.
3. Awaworyi, S. (2014). Impact of microfinance interventions: a meta-analysis. *Business and Economics*, 4(1), 3-14.
4. Awaworyi Churchill, S., Korankye Danso, J., & Appau, S. (2015). Microcredit and Poverty Reduction in Bangladesh: Beyond Publication Bias, Does Genuine Effect Exist?.
5. Awaworyi Churchill, S., Danso, J., & Appau, S. (2016). Microcredit and poverty reduction in Bangladesh: average effects beyond publication bias. *Enterprise Development and Microfinance*, 27(3), 59-72.
6. Cole S., Bastian G., Vyas S., Wendel C., Stein D. (2012). The effectiveness of index-based micro-insurance in helping smallholders manage weather-related risks. London: EPPI-Centre, Social Science Research Unit, Institute of Education, University of London.
7. Gamage, S., Kes, A., Winograd, L., Sultana, N., Hiller, S., & Bourgault, S. (2017). Gender and digital financial inclusion: What do we know and what do we need to know?. ICRW.
8. Gash M. (2017). Understanding the impact of saving groups. The SEEP network.
9. Habib, S. S., Perveen, S., & Khuwaja, H. M. A. (2016). The role of micro health insurance in providing financial risk protection in developing countries—a systematic review. *BMC public health*, 16(1), 281.
10. Hidalgo, D., Pai, M., Carrigan, A., & Bhatt, A. (2013). Toward people's cities through land use and transport integration: a review of India's national urban investment program. *Transportation research record*, 2394(1), 10-18.

11. Isangula, K. G. (2012). Improving women and family's health through integrated microfinance, health education and promotion in rural areas. *Journal of sustainable development*, 5(5), 76.
12. Lorenzetti, L. M., Leatherman, S., & Flax, V. L. (2017). Evaluating the effect of integrated microfinance and health interventions: an updated review of the evidence. *Health policy and planning*, 32(5), 732-756.
13. Madhani, F., Tompkins, C., Jack, S., & Fisher, A. (2015). Participation in micro-finance programmes and women's mental health in South Asia: a modified systematic review. *Journal of Development Studies*, 51 (9), 1255-1270.
14. Maitrot, M. R. L., & Niño-Zarazúa, M. (2017). Poverty and wellbeing impacts of microfinance: What do we know? UNU-WIDER.
15. Marr, A., Winkel, A., van Asseldonk, M., Lensink, R., & Bulte, E. (2016). Adoption and impact of index-insurance and credit for smallholder farmers in developing countries: A systematic review. *Agricultural Finance Review*, 76(1), 94-118.
16. O'Grady M. (2016). All that glitters: A Meta-Analysis of Microfinance in Developing World. Essay. The Public Purpose.
17. O'Malley, T. L., & Burke, J. G. (2017). A systematic review of microfinance and women's health literature: directions for future research. *Global public health*, 12(11), 1433-1460.
18. Palmkvist F. and Lin R. P. J. (2015). Women's empowerment through Microfinance Self-Help Groups: A systematic literature review. Bachelor Thesis. Aarhus University.
19. Pande R., Cole S., Sivasankaran A., Bastian G., & Wendel C. (2012). Does poor people's access to formal banking services raise their incomes? EPPI-Centre, Social Science Research Unit, Institute of Education, University of London.
20. Bhageerathy, R., Nair, S., & Bhaskaran, U. (2017). A systematic review of community-based health insurance programs in South Asia. *The International journal of health planning and management*, 32(2), e218-e231.
21. Yang, M., & Stanley, T.D. (2013). Micro-Credit and Income: A Literature Review and Meta-analysis. Retrieved from https://www.hendrix.edu/uploadedFiles/Departments_and_Programs/Business_and_Economics/AMAES/Micro-Credit%20Meta-Analysis12-18%282%29.pdf.

References to Excluded Studies

64 excluded studies – see Appendix 5 for reasons of exclusion:

Duplicates with included studies:

1. Arrivillaga, M., & Salcedo, J. P. (2014). A systematic review of microfinance-based interventions for HIV/AIDS prevention. *AIDS Education and Prevention*, 26(1), 13-27.

2. Awaworyi Churchill, S., Korankye Danso, J., & Appau, S. (2015). Microcredit and Poverty Reduction in Bangladesh: Beyond Publication Bias, Does Genuine Effect Exist?.
3. 4. Brody, C., De Hoop, T., Vojtkova, M., Warnock, R., Dunbar, M., Murthy, P., & Dworkin, S. L., (2015). Economic self-help group programmes for improving women's empowerment: a systematic review, *3ie Systematic Review* 23. London: International Initiative for Impact Evaluation (3ie).
5. 6. Chliova, M., Brinckmann, J., & Rosenbusch, N. (2013). Is microcredit a blessing for the poor? A meta-analysis. *Frontiers of Entrepreneurship Research*, 33(18), 2.
7. Duvendack, M., Palmer-Jones, R., & Vaessen, J. (2014). Meta-analysis of the impact of microcredit on women's control over household decisions: methodological issues and substantive findings. *Journal of Development Effectiveness*, 6(2), 73-96.
8. Habib, S. S., Perveen, S., & Khuwaja, H. M. A. (2016). The role of micro health insurance in providing financial risk protection in developing countries-a systematic review. *BMC public health*, 16(1), 281.
9. Madhani, F., Tompkins, C., Jack, S., & Fisher, A., (2015). Participation in micro-finance programmes and women's mental health in South Asia: a modified systematic review. *Journal of Development Studies*, 51 (9), 1255-1270.
10. 11. Marr, A., Winkel, A., van Asseldonk, M., Lensink, R., & Bulte, E. (2016). Adoption and impact of index-insurance and credit for smallholder farmers in developing countries: A systematic review. *Agricultural Finance Review*, 76(1), 94-118
12. 13. 14. 15. Stewart R., van Rooyen, C., Korth, M., Chereni, A., Rebelo Da Silva, N., & de Wet, T., (2012). Do micro-credit, micro-savings and micro-leasing serve as effective financial inclusion interventions enabling poor people, and especially women, to engage in meaningful economic opportunities in low- and middle-income countries? A systematic review of the evidence. Technical report, EPPI-Centre, Social Science Research Unit, University of London.
16. Vaessen, J., Rivas, A., Duvendack, M., Palmer Jones, R., Leeuw, F., Van Gils, G., Lukach, R., Holvoet, N., & Bastiaensen, J., (2014). The Effects of microcredit on women's control over household spending in developing countries. *Campbell Systematic Review*. Retrieved from <http://www.campbellcollaboration.org/lib/project/178/>.

Excluded for other reasons:

17. Ahamad, S., Bakar, R., & Lubis, Z. (2016). Islamic Microfinance and Its Impacts on Borrowers: A Systematic Review From 1995-2015. *Mediterranean Journal of Social Sciences*, 7(6), 113.
18. Akter, S. (2012). The role of microinsurance as a safety net against environmental risks in Bangladesh. *The Journal of Environment & Development*, 21(2), 263-280.

19. Assensoh-Kodua, A., Migiro, S., & Mutambara, E. (2016). Mobile banking in South Africa: a systematic review of the literature.
20. Atan, N. A., & Johari, F. (2017). A review on literature of Waqf for poverty alleviation between 2006-2016.
21. Azimi, H. (2013). Role of bank credits in development of agriculture sector. *Life Science Journal*, 10(1).
22. 23. Bassani, D. G., Arora, P., Wazny, K., Gaffey, M. F., Lenters, L., & Bhutta, Z. A. (2013). Financial incentives and coverage of child health interventions: a systematic review and meta-analysis. *BMC Public Health*, 13(3), S30.
24. Bateganya, M. H., Dong, M., Oguntomilade, J., & Suraratdecha, C. (2015). The impact of social services interventions in developing countries: a review of the evidence of impact on clinical outcomes in people living with HIV. *Journal of acquired immune deficiency syndromes (1999)*, 68(0 3), S357.
25. Boccia, D., Hargreaves, J., Lönnroth, K., Jaramillo, E., Weiss, J., Uplekar, M., ... & Evans, C. A. (2011). Cash transfer and microfinance interventions for tuberculosis control: review of the impact evidence and policy implications. *The international journal of tuberculosis and lung disease*, 15(6), S37-S49.
26. Boehe, D. M., & Cruz, L. B. (2013). Gender and microfinance performance: why does the institutional context matter?. *World Development*, 47, 121-135.
27. Bouillon, C. P., & Tejerina, L. R. (2007). Do we know what works? A systematic review of impact evaluations of social programs in Latin America and the Caribbean.
28. Casselman, R. M., Cocozzelli, F. P. & Sama, L. (2014) The Role of Microfinance Institutions in Post-conflict Settings.
29. Caton, C., Chaffin, J., Marsh, M., & Read-Hamilton, S. (2014). Empowered and safe: economic strengthening for girls in emergencies. *New York, NY: Child Protection Crisis Network, Women's Refugee Commission, United Nations Children's Fund (UNICEF)*.
30. 31. 32. 33. Cho, Y., & Honorati, M. (2013). *Entrepreneurship programs in developing countries: A meta regression analysis*. The World Bank.
34. Cooney, K., & Williams Shanks, T. R. (2010). New approaches to old problems: Market-based strategies for poverty alleviation. *Social Service Review*, 84(1), 29-55.
35. Dass, R., & Pal, S. (2011). A meta analysis on adoption of mobile financial services. *Indian Institute of Management Ahmedabad*, 2(1), 1-26.
36. Dhanalakshmi, U., & Rajini, K. (2013). A review of the literature: women empowerment through self help groups (SHGs). *CLEAR International Journal of Research in Commerce & Management*, 4(10).

37. Ellis, C. M., & Chaffin, J. (2015). Evaluations of outcomes for children and youth from NGO-supported microeconomic interventions: a research synthesis. *Enterprise Development and Microfinance*, 26(2), 104-121.
38. 39. Engelken, M., Römer, B., Drescher, M., Welppe, I. M., & Picot, A. (2016). Comparing drivers, barriers, and opportunities of business models for renewable energies: A review. *Renewable and Sustainable Energy Reviews*, 60, 795-809.
40. García-Pérez, I., Muñoz-Torres, M. J., & Fernández-Izquierdo, M. Á. (2017). Microfinance literature: A sustainability level perspective survey. *Journal of Cleaner Production*, 142, 3382-3395.
41. Gibbs, A., Willan, S., Misselhorn, A., & Mangoma, J. (2012). Combined structural interventions for gender equality and livelihood security: a critical review of the evidence from southern and eastern Africa and the implications for young people. *Journal of the International AIDS Society*, 15, 1-10.
42. Giedion, U., & Díaz, B. Y. (2010). A review of the evidence. *The impact of health insurance in low-and middle-income countries*, 13-32.
43. 44. Halim, N., Spielman, K., & Larson, B. (2015). The economic consequences of selected maternal and early childhood nutrition interventions in low-and middle-income countries: a review of the literature, 2000—2013. *BMC women's health*, 15(1), 33.
45. Jennings, L. (2014). Do men need empowering too? A systematic review of entrepreneurial education and microenterprise development on health disparities among inner-city black male youth. *Journal of Urban Health*, 91(5), 836-850.
46. Kabeer, N., & Waddington, H. (2015). Economic impacts of conditional cash transfer programmes: a systematic review and meta-analysis. *Journal of Development Effectiveness*, 7(3), 290-303.
47. Korth, M., Stewart, R., Van Rooyen, C., & De Wet, T. (2012). Microfinance: development intervention or just another bank?. *Journal of agrarian change*, 12(4), 575-586.
48. Kysucky, V., & Norden, L. (2015). The benefits of relationship lending in a cross-country context: A meta-analysis. *Management Science*, 62(1), 90-110.
49. Lahimer, N., Dash, S., & Zaiter, M. (2013). Does microfinance promote entrepreneurship and innovation? A macro analysis. *African Journal of Science, Technology, Innovation and Development*, 5(1), 19-29.
50. Magnoni, B., & Zimmerman, E. (2011). Do clients get value from microinsurance? A systematic review of recent and current research.
51. Meager, R. (2015). Understanding the impact of microcredit expansions: A bayesian hierarchical analysis of 7 randomised experiments. *arXiv preprint arXiv:1506.06669*.

52. 53. Nwachukwu, J. (2014). Interest rates, target markets and sustainability in microfinance. *Oxford Development Studies*, 42(1), 86-110.
54. Nwolise, C. H., Hussein, J., Kanguru, L., Bell, J., & Patel, P. (2014). The effectiveness of community-based loan funds for transport during obstetric emergencies in developing countries: a systematic review. *Health policy and planning*, 30(7), 946-955.
55. 56. Rathore, B. S. (2015). Social capital: does it matter in a microfinance contract?. *International Journal of Social Economics*, 42(11), 1035-1046.
57. Reichert, P. (2018). A meta-analysis examining the nature of trade-offs in microfinance. *Oxford Development Studies*, 1-23.
58. Rutkowski, J., Murthi, M., Abu-Ghaida, D., Bodewig, C., & Sondergaard, L. (2011). Overview skills, not just diplomas: managing education for results in Eastern Europe and Central Asia.
59. Sulaiman, M. (2016a). Making Sustainable Reduction in Extreme Poverty: A Comparative Meta-Analysis of Livelihood, Cash Transfer and Graduation Approaches. *Washington, DC: CGAP*.
60. Sulaiman, M., Goldberg, N., Karlan, D., & de Montesquiou, A. (2016b). Eliminating extreme poverty: Comparing the cost-effectiveness of livelihood, cash transfer, and graduation approaches. In *Forum. Washington, DC: CGAP. C*.
61. Thow, A. M., Fanzo, J., & Negin, J. (2016). A Systematic Review of the Effect of Remittances on Diet and Nutrition. *Food and nutrition bulletin*, 37(1), 42-64.
62. Tripney, J., Roulstone, A., Vigurs, C., Hoglebe, N., Schmidt, E., & Stewart, R. (2015). Interventions to Improve the Labour Market Situation of Adults with Physical and/or Sensory Disabilities in Low-and Middle-Income Countries: A Systematic Review. *Campbell Systematic Reviews 2015: 20. Campbell Collaboration*.
63. Wulandaria, P. & Kassim, S. H. (2015) Can Islamic Microfinance Provide Solutions to Financial Constraint Issues in Reaching the Millennium Development Goals?
64. Yoong, J. (2012). The impact of economic resource transfers to women versus men: a systematic review.

Additional References

Abou-Ali, H., El-Azony, H., El-Laithy, H., Haughton, J., & Khandker, S. R. (2009). *Evaluating the impact of Egyptian social fund for development programs*. The World Bank.

Agarwal, S., Perry, H. B., Long, L. A., & Labrique A. B. (2015). Evidence on feasibility and effective use of mHealth strategies by frontline health workers in developing countries: systematic review. *Tropical Medicine & International Health*, 20(8), 1003-1014.

- Ahmed, S. M., Adams, A. M., Chowdhury, M., & Bhuiya, A. (2000). Gender, socioeconomic development and health-seeking behaviour in Bangladesh. *Social science & medicine*, 51(3), 361-371.
- Ahmed, S. M., Chowdhury, M., & Bhuiya, A. (2001). Micro-credit and emotional well-being: experience of poor rural women from Matlab, Bangladesh. *World Development*, 29(11), 1957-1966.
- Ahmed, S. M. (2005). Intimate partner violence against women: experiences from a woman-focused development programme in Matlab, Bangladesh. *Journal of Health, Population and Nutrition*, 95-101.
- Alam, S. (2012). The effect of gender-based returns to borrowing on intra-household resource allocation in rural Bangladesh. *World Development*, 40(6), 1164-1180.
- Amin, R., Hill, R. B., & Li, Y. (1995). Poor women's participation in credit-based self-employment: the impact on their empowerment, fertility, contraceptive use, and fertility desire in rural Bangladesh. *The Pakistan Development Review*, 93-119.
- Amin, R., & Becker, S. (1998). NGO-promoted microcredit programs and women's empowerment in rural Bangladesh: quantitative and qualitative evidence. *The journal of developing areas*, 32(2), 221-236.
- Amin, R., Pierre, M. S., Ahmed, A., & Haq, R. (2001). Integration of an essential services package (ESP) in child and reproductive health and family planning with a micro-credit program for poor women: experience from a pilot project in rural Bangladesh. *World Development*, 29(9), 1611-1621.
- Amoakoh-Coleman, M., Borgstein, A. B., Sondaal, S. F. V., Grobbee, D. E., Miltenburg, A. S., Verwijns, M., Ansah, E. K., Browne, J. L., Klipstein-Grobusch, K. (2016). Effectiveness of mHealth Interventions Targeting Health Care Workers to Improve Pregnancy Outcomes in Low- and Middle-Income Countries: A Systematic Review. *J Med Internet Res*, 18(8), e226.
- Angelucci, M., Karlan, D., & Zinman, J. (2015). Microcredit Impacts: Evidence from a Randomized Microcredit Program Placement Experiment by Compartamos Banco. *American Economic Journal: Applied Economics* 7(1), 151-82.
- Augsburg, B. (2006). Econometric evaluation of the SEWA bank in India: applying matching techniques based on the propensity score. Working paper MGSOG/2008/WP004.
- Aranda-Jan, C. B., Mohutsiwa-Dibe, N., & Loukanova, S. (2014). Systematic review on what works, what does not work and why of implementation of mobile health (mHealth) projects in Africa. *BMC public health*, 14(1), 188.
- Arrivillaga, M., & Salcedo, J. P. (2014). A systematic review of microfinance-based interventions for HIV/AIDS prevention. *AIDS Education Prev.*, 26(1), 13-27.

- Ashe, J., & Neilan, K. J. (2014). *In their own hands: how savings groups are revolutionizing development*. San Francisco: Berrett-Koehler Publishers.
- Ashta, A., Khan, S., & Otto, P. (2015). Does microfinance cause or reduce suicides? Policy recommendations for reducing borrower stress. *Strategic Change*, 24(2), 165-190.
- Baker, P. R. A., Costello, J. T., Dobbins, M., & Waters, E. B. (2014). The Benefits and Challenges of Conducting an Overview of Systematic Reviews in Public Health: A Focus on Physical Activity. *Journal of Public Health*, 36(3), 517–521.
- Banerjee, A., & Newman, A. (1993). Occupational Choice and the Process of Development. *Journal of Political Economy*, 101(2), 274–98.
- Banerjee, A., Duflo, E., Glennerster, R., & Kinnan, C. (2015). The Miracle of Microfinance? Evidence from a Randomized Evaluation. *American Economic Journal: Applied Economics* 7(1), 22–53.
- Banerjee, A., Duflo, E., Glennerster, R., & Kinnan, C. (2009) “The Miracle of Microfinance? Evidence from a Randomized Evaluation”, Working Paper, MIT Department of Economics.
- Barnes, C., Gaile, G., & Kibombo, R. (2001a). Impact of three microfinance programs in Uganda. *Washington, DC: AIMS*.
- Barnes, C., Keogh, E., & Nemarundwe, N. (2001b). Microfinance program clients and impact: An assessment of Zambuko Trust, Zimbabwe. *Washington, DC: AIMS*.
- Barnett-Page, E. & Thomas, J. (2009). Methods for the Synthesis of Qualitative Research: A Critical Review. *BMC Medical Research Methodology*, 9(1), 59.
- Bateman, M. (2010). *Why doesn't microfinance work? The destructive rise of local neoliberalism*. London: Zed Books.
- Bauchet, J., Marshall, C., Starita, L., Thomas, J., & Yalouris, A. (2011). Latest Findings from Randomized Evaluations of Microfinance. Retrieved from <http://www.cgap.org/publications/latest-findings-randomized-evaluations-microfinance>.
- Beck, T. (2015). Microfinance—A Critical Literature Survey. IEG Working Paper 2015/4. Retrieved from http://ieg.worldbank.org/Data/reports/Microfinance_-_Critical_Lit_Review_w.cover_.pdf.
- Beck, T., Demirgüç-Kunt, A., & Levine, R. (2007). Finance, Inequality and the Poor. *Journal of Economic Growth*, 12(1), 27–49.
- Becker, L. A., & Oxman, A. D. (2008). Overviews of reviews. In J. P. T. Higgins & S. Green (Eds.), *Cochrane handbook for systematic reviews of interventions* (pp. 607–631). Chichester, West Sussex, England: Wiley.
- Brannen, C. F. (2010). An impact study of the Village Savings and Loan Association (VSLA) program in Zanzibar, Tanzania.

- Carbo, S., Gardener, E., & Molyneux, P. (2005). *Financial Exclusion*. Basingstoke: Palgrave.
- Chemin, M. (2008). The benefits and costs of microfinance: evidence from Bangladesh. *The journal of development studies*, 44(4), 463-484.
- Chen, M. A., & Snodgrass, D. (2001). Managing resources, activities, and risk in urban India: The impact of SEWA Bank. *Washington, DC: AIMS*.
- Cheung, A., Weir, M., Mayhew, A., Kozloff, N., Brown, K., & Grimshaw, J. (2012). Overview of systematic reviews of the effectiveness of reminders in improving healthcare professional behavior. *Systematic reviews*, 1(1), 36.
- Coleman, B. E. (1999). The impact of group lending in Northeast Thailand. *Journal of development economics*, 60(1), 105-141.
- Collins, D., Morduch, J., Rutherford, S., & Ruthven, O. (2009). *Portfolios of the Poor: How the World's Poor Live on \$2 a Day*. Princeton NJ: Princeton University Press.
- Copstake, J. (2002). Inequality and the polarizing impact of microcredit: evidence from Zambia's copperbelt. *Journal of international development*, 14(6), 743-755.
- Copstake, J., Dawson, P., Fanning, J. P., McKay, A., & Wright-Revollo, K. (2005). Monitoring the diversity of the poverty outreach and impact of microfinance: A comparison of methods using data from Peru. *Development Policy Review*, 23(6), 703-723.
- Cull, R., Demirgüç-Kunt, A., & Morduch, J. (Eds.) (2013). *Empirical Foundations of Financial Inclusion*. Cambridge: MIT Press.
- Cull, R., Ehrbeck, T., & Holle, N. (2014). Financial inclusion and development : recent impact evidence (English). *CGAP focus note ; no. 92*. Washington, DC ; World Bank Group
- Cuong, N. V. (2008). Is a governmental Micro-Credit Program for the poor really pro-poor? Evidence from Vietnam. *The Developing Economies*, 46(2), 151-187.
- Deininger, K., & Liu, Y. (2009). *Economic and social impacts of self-help groups in India*. The World Bank.
- Deininger, K., & Liu, Y. (2013). Economic and social impacts of an innovative self-help group model in India. *World Development*, 43, 149-163.
- De La Cruz, N., Crookston, B., Gray, B., Alder, S., & Dearden, K. (2009). Microfinance against malaria: impact of Freedom from Hunger's malaria education when delivered by rural banks in Ghana. *Transactions of the royal society of tropical medicine and hygiene*, 103(12), 1229-1236.
- Demirgüç-Kunt, A., & Klapper, L. (2013). Measuring financial inclusion: Explaining variation in use of financial services across and within countries. *Brookings Papers on Economic Activity*, 2013(1), 279-340.

Demirgüç-Kunt, A., Klapper, L., & Singer, D. (2017). Financial Inclusion and Inclusive Growth: A Review of Recent Empirical Evidence. Policy Research Working Paper No. 8040. Washington, DC: World Bank.

Demirgüç-Kunt, A., Klapper, L., Singer, D., Ansar, S., & Hess, J. (2018). *The Global Findex Database 2017: Measuring Financial Inclusion and the Fintech Revolution*. Washington, DC: World Bank.

Dercon, S., Gunning, J., Zeitlin, A., & Lombardini, S. (2012). The impact of a health insurance programme: Evidence from a randomized controlled trial in Kenya. *ILO Microinsurance Innovation Facility Research Paper 24*.

Desai, J., & Tarozzi, A. (2011). Microcredit, family planning programs, and contraceptive behavior: evidence from a field experiment in Ethiopia. *Demography*, 48(2), 749.

Devi, B. R., Syed-Abdul, S., Kumar, A., Iqbal, U., Nguyen, P. A., Li, Y. C. J., & Jian, W. S. (2015). mHealth: An updated systematic review with a focus on HIV/AIDS and tuberculosis long term management using mobile phones. *Computer Methods and Programs in Biomedicine*, 122(2), 257-265.

Diagne, A., & Zeller, M. (2001). *Access to credit and its impact on welfare in Malawi* (Vol. 116). Intl Food Policy Res Inst.

Doocy, S., Teferra, S., Norell, D., & Burnham, G. (2005). Credit program outcomes: coping capacity and nutritional status in the food insecure context of Ethiopia. *Social science & medicine*, 60(10), 2371-2382.

Dunn, E., & Arbuckle Jr, J. G. (2001). The impacts of microcredit: A case study from Peru. *USAID Office of Microenterprise Development. Washington DC: USAID AIMS Project*.

Duvendack, M. & Mader, P. (2018). Impact of financial inclusion in low- and middle-income countries: a systematic review of reviews (Protocol). The Campbell Collaboration, 2018/4. Available at: https://campbellcollaboration.org/media/k2/attachments/IDCG_Financial_inclusion_LMCs.pdf

Erulkar, A., & Chong, E. (2005). *Evaluation of a savings & micro-credit program for vulnerable young women in Nairobi*. Population Council.

Evans, D., & Popova, A., (2015). What really works to improve learning in developing countries? An analysis of divergent findings in systematic reviews. Policy Research Working Paper 7203. World Bank, Washington, D.C.

Farquhar, C., Rishworth, J. R., Brown, J., Nelen, W. L., & Marjoribanks, J., (2014). Assisted reproductive technology: an overview of Cochrane Reviews. *Cochrane Database Syst Rev*, 12.

Gabor, D., & Brooks, S. (2017). The digital revolution in financial inclusion: international development in the fintech era. *New Political Economy*, 22, (4), 423-436.

- Galor, O., & Zeira, J. (1993). Income Distribution and Macroeconomics. *Review of Economic Studies* 60(1), 35–52.
- Garikipati, S. (2008). The impact of lending to women on household vulnerability and women's empowerment: evidence from India. *World Development*, 36(12), 2620-2642.
- Goetz, A.M. & Sen Gupta, R. (1996). Who takes the Credit? Gender, Power and Control over Loan Use in Rural Credit Programmes in Bangladesh. *World Development*, 24(1), 4564.
- Gough, D. (2007). Weight of evidence: a framework for the appraisal of the quality and relevance of evidence. In Furlong J and Oancea A (eds) Applied and Practice-based Research. Special Edition of Research Papers in Education, 22, (2), 213-228.
- Grimm, M., & Paffhausen, A. L. (2015). Do interventions targeted at micro-entrepreneurs and small and medium-sized firms create jobs? A systematic review of the evidence for low and middle income countries. *Labour Economics*, 32, 67–85.
- Grosh, B., & Somolekae, G. (1996). Mighty oaks from little acorns: Can microenterprise serve as the seedbed of industrialization? *World Development*, 24(12), 1879-1890.
- Guérin, I., Morvant-Roux, S., & Villarreal, M. (Eds.). (2013). *Microfinance, debt and over-indebtedness: juggling with money*. NY:Routledge.
- Gurman, T. A., Rubin, S. E., & Roess, A. A. (2012). Effectiveness of mHealth behavior change communication interventions in developing countries: a systematic review of the literature. *Journal of Health Communication: International Perspectives*, 17 (supl), 82-104.
- Guyatt, G. H., Oxman, A. D., Kunz, R., Vist, G. E., Falck-Ytter, Y., & Schünemann, H. J. (2008). Rating quality of evidence and strength of recommendations: what is “quality of evidence” and why is it important to clinicians?. *BMJ: British medical journal*, 336(7651), 995.
- Guyatt, G. H., Oxman, A. D., Santesso, N., Helfand, M., Vist, G., Kunz, R., & Alonso-Coello, P. (2013). GRADE guidelines: 12. Preparing summary of findings tables—binary outcomes. *Journal of Clinical Epidemiology*, 66(2), 158-172.
- Hadi, A. (2001). Promoting health knowledge through micro-credit programmes: experience of BRAC in Bangladesh. *Health promotion international*, 16(3), 219-227.
- Hartling, L., Chisholm, A., Thomson, D., & Dryden, D. (2012). A descriptive analysis of overviews of reviews published between 2000 and 2011. *PLOS One*, 7(11), e49667.
- Hashemi S.M., & Schuler, S. R. (1994). Credit Programs, Women's Empowerment and Contraceptive Use in Rural Bangladesh. *Studies in Family Planning*, 25(2), 65-76.
- Hashemi, S. M., Schuler, S. R., & Riley, A. P. (1996). Rural credit programs and women's empowerment in Bangladesh. *World development*, 24(4), 635-653.

Higgins, J. P. T., & Green, S. (eds) (2011). *Cochrane Handbook for Systematic Reviews of Interventions*. Version 5.1.0 [updated March 2011]. The Cochrane Collaboration, 2011.

Available from www.cochrane-handbook.org.

Holvoet, N. (2005). The impact of microfinance on decision-making agency: evidence from South India. *Development and Change*, 36(1), 75-102.

Hoque, S. (2004). Micro-credit and the Reduction of Poverty in Bangladesh. *Journal of contemporary Asia*, 34(1), 21-32.

Husain, Z., Mukherjee, D., & Dutta, M. (2010). SHG and Empowerment of Women: Self-Selection or Actual Benefits? MPRA paper 20765.

Imai, K. S., Arun, T., & Annim, S. K. (2010). Microfinance and household poverty reduction: New evidence from India. *World Development*, 38(12), 1760-1774.

Imai, K. S., & Azam, M. S. (2012). Does microfinance reduce poverty in Bangladesh? New evidence from household panel data. *Journal of Development studies*, 48(5), 633-653.

Ioannidis, J. P. (2009). Integration of evidence from multiple meta-analyses: a primer on umbrella reviews, treatment networks and multiple treatments meta-analyses. *Canadian Medical Association Journal*, 181(8), 488-493.

Islam, A. (2011). Medium-and long-term participation in microcredit: An evaluation using a new panel dataset from Bangladesh. *American Journal of Agricultural Economics*, 93(3), 847-866.

Jadad, A. R., Cook, D. J., & Browman, G. P. (1997). A guide to interpreting discordant systematic reviews. *Canadian Medical Association Journal*, 156(10), 1411-1416.

Jalilian, J., & Kirkpatrick, C. (2005). Does Financial Development Contribute to Poverty Reduction? *Journal of Development Studies*, 41(4), 636–56.

Jennings, L., & Gagliardi, L. (2013). Influence of mhealth interventions on gender relations in developing countries: a systematic literature review. *International Journal for Equity in Health*, 12, 85.

Jimenez, E., Waddington, H., Goel, N., Prost, A., Pullin, A., White, H., ... & Bhatia, R. (forthcoming). Mixing and matching: using qualitative methods to improve quantitative impact evaluations (IEs) and systematic reviews (SRs) of development outcomes. CEDIL Working Paper Series.

Kabeer, N. (2001). Conflicts Over Credit: Re-Evaluating the Empowerment Potential of Loans to Women in Rural Bangladesh. *World Development*, 29(1), 63-84.

Kabeer, N. (2005). Is microfinance a 'magic bullet' for women's empowerment? Analysis of findings from South Asia. *Economic and Political Weekly*, 40(44-45), 4709-4718.

- Karlan, D., Ratan, A. L., & Zinman, J. (2014). Savings by and for the poor: A research review and agenda. *Review of Income and Wealth*, 60(1), 36-78.
- Kim, J. C., Watts, C. H., Hargreaves, J. R., Ndhlovu, L. X., Phetla, G., Morison, L. A., ... & Pronyk, P. (2007). Understanding the impact of a microfinance-based intervention on women's empowerment and the reduction of intimate partner violence in South Africa. *American journal of public health*, 97(10), 1794-1802.
- Kim, J., Ferrari, G., Abramsky, T., Watts, C., Hargreaves, J., Morison, L., ... & Pronyk, P. (2009). Assessing the incremental effects of combining economic and health interventions: the IMAGE study in South Africa. *Bulletin of the World Health Organization*, 87, 824-832.
- King, R., & Levine, R. (1993). Finance and Growth: Schumpeter Might be Right. *Quarterly Journal of Economics*, 108(3), 717-37.
- Kjaergard, L. L., Villumsen, J., & Gluud, C. (2001). Reported methodologic quality and discrepancies between large and small randomized trials in meta-analyses. *Annals of internal medicine*, 135(11), 982-989.
- Khandker, S. R. (2005). Microfinance and poverty: Evidence using panel data from Bangladesh. *The World Bank Economic Review*, 19(2), 263-286.
- Klein, E. (2017). The World Bank on mind, behaviour and society. *Development and Change*, 48(3), 481-501.
- Kondo, T., Orbeta Jr, A., Dingcong, C., & Infantado, C. (2008). Impact of microfinance on rural households in the Philippines. *IDS bulletin*, 39(1), 51-70.
- Kugley, S., Wade, A., Thomas, J., Mahood, Q., Jørgensen, A.M.K., Hammerstrøm, K., & Sathe, N. (2016). Searching for studies: A guide to information retrieval for Campbell Systematic Reviews. *Campbell Methods Guides*, 2016:1.
- Lakwo, A. (2006). Microfinance, rural livelihoods, and women's empowerment in Uganda.
- Leatherman, S., Metcalfe, M., Geissler, K., & Dunford, C. (2012). Integrating microfinance and health strategies: examining the evidence to inform policy and practice. *Health Policy and Planning*, 27, 85-101.
- Ledgerwood, J. (1999). *Microfinance Handbook*. Washington DC: IBRD.
- Lee, S. H., Nurmatov, U. B., Nwaru, B. I., Mukherjee, M., Grant, L., & Pagliari, C. (2016). Effectiveness of mHealth interventions for maternal, newborn and child health in low- and middle-income countries: Systematic review and meta-analysis. *Journal of Global Health*, 6(1), 010401.
- Li, X., Gan, C., & Hu, B. (2011). The impact of microcredit on women's empowerment: evidence from China. *Journal of Chinese Economic and Business Studies*, 9(3), 239-261.

Lipsey, M. W., & Wilson, D. B. (2001). *Practical Meta-Analysis*, Applied Social Research Methods, Sage Publications, London.

Mader, P. (2016). Questioning Three Fundamental Assumptions in Financial Inclusion. *IDS Evidence Report*, 176, Brighton, U.K.

McKernan, S. M. (2002). The impact of microcredit programs on self-employment profits: Do noncredit program aspects matter?. *Review of economics and statistics*, 84(1), 93-115.

Microcredit Summit Campaign (2015). *State of the Microcredit Summit Campaign Report: Mapping Pathways out of Poverty*. Washington DC: RESULTS.

Mohindra, K., Haddad, S., & Narayana, D. (2008). Can microcredit help improve the health of poor women? Some findings from a cross-sectional study in Kerala, India. *International Journal for Equity in Health*, 7, 2.

Montgomery, H. (2005). Serving the poorest of the poor: the poverty impact of the Khushhali bank's microfinance lending in Pakistan. Poverty Reduction Strategies in Asia: Asian Development Bank Institute (ADBI) Annual Conference. Tokyo, 9 December 2005.

Morgenson, G. & Rosner, J. (2011). *Reckless Endangerment. How Outsized Ambition, Greed, and Corruption Led to Economic Armageddon*. New York: Times Books.

Morduch, J. (1998). Does microfinance really help the poor? New evidence from flagship programmes in Bangladesh. *Unpublished mimeo*.

Mosley, P. (2001). Microfinance and poverty in Bolivia. *Journal of Development Studies*, 37(4), 101-132.

Nanda, P. (1999). Women's participation in rural credit programmes in Bangladesh and their demand for formal health care: is there a positive impact? 1 1. *Health Economics*, 8(5), 415-428.

Nanor, M. A. (2008). *Microfinance and its impact on selected districts in eastern region of Ghana* (Doctoral dissertation).

Odell, K. (2010). Measuring the Impact of Microfinance: Taking Another Look. Retrieved from <http://www.grameenfoundation.org/resource/measuring-impact-microfinance>.

Odek, W. O., Busza, J., Morris, C. N., Cleland, J., Ngugi, E. N., & Ferguson, A. G. (2009). Effects of micro-enterprise services on HIV risk behaviour among female sex workers in Kenya's urban slums. *AIDS and Behavior*, 13(3), 449.

O'Neill, J., Tabish, H., Welch, V., Petticrew, M., Pottie, K., Clarke, M., ... & Tugwell, P. (2014). Applying an equity lens to interventions: using PROGRESS ensures consideration of socially stratifying factors to illuminate inequities in health. *Journal of clinical epidemiology*, 67(1), 56-64.

Panda, P., Dror, I.H., Koehlmoos, T.P., Hossain, S.A.S., John, D., Khan, J.A.M., & Dror, D.M. (2016). Factors affecting uptake of voluntary and community-based health

insurance schemes in low-and middle-income countries: a systematic review, 3ie Systematic Review 27. London: International Initiative for Impact Evaluation (3ie).

Petticrew, M. (2003). Why certain systematic reviews reach uncertain conclusions. *Bmj*, 326(7392), 756-758.

Pitt, M. M., & Khandker, S. R. (1998). The impact of group-based credit programs on poor households in Bangladesh: Does the gender of participants matter?. *Journal of political economy*, 106(5), 958-996.

Pitt, M. (1999). *Reply to Jonathan Morduch's "Does Microfinance Really Help the Poor? New Evidence from Flagship Programs in Bangladesh"*. Working Paper, Brown University.

Pitt, M. M., Khandker, S. R., & Cartwright, J. (2006). Empowering women with micro finance: Evidence from Bangladesh. *Economic Development and Cultural Change*, 54(4), 791-831.

Polanin, J. R., & Snilstveit, B. (2016). Campbell Methods Policy Note on Converting Between Effect Sizes (Version 1.1, updated December 2016). Oslo: The Campbell Collaboration. DOI: 10.4073/cmpn.2016.3

Polanin, J. R., Maynard, B. R., & Dell, N. A., (2017). Overviews in Education Research: A Systematic Review and Analysis. *Review of Educational Research*, 87(1), 172-203.

Pronyk, P. M., Hargreaves, J. R., Kim, J. C., Morison, L. A., Phetla, G., Watts, C., ... & Porter, J. D. (2006). Effect of a structural intervention for the prevention of intimate-partner violence and HIV in rural South Africa: a cluster randomised trial. *The lancet*, 368(9551), 1973-1983.

Pronyk, P. M., Kim, J. C., Abramsky, T., Phetla, G., Hargreaves, J. R., Morison, L. A., ... & Porter, J. D. (2008). A combined microfinance and training intervention can reduce HIV risk behaviour in young female participants. *Aids*, 22(13), 1659-1665.

Rahman, A. (1999). Micro-credit Initiatives for Equitable and Sustainable Development: Who Pays? *World Development* 27, 67–82.

Rahman, S., Junankar, P. N., & Mallik, G. (2009). Factors influencing women's empowerment on microcredit borrowers: a case study in Bangladesh. *Journal of the Asia Pacific Economy*, 14(3), 287-303.

Rahman, S. (2010). Consumption difference between microcredit borrowers and non-borrowers: a Bangladesh experience. *The Journal of Developing Areas*, 313-326.

Rogers, P.J. (2008). Using programme theory to evaluate complicated and complex aspects of interventions. *Evaluation*, 14(1), 29-48.

Rosenberg, M. S., Seavey, B. K., Jules, R., & Kershaw, T. S. (2011). The role of a microfinance program on HIV risk behavior among Haitian women. *AIDS and Behavior*, 15(5), 911-918.

- Rossi, P. (1987). The iron law of evaluation and other metallic rules. *Research in Social Problems and Public Policy* 4, 3-20.
- Sánchez-Meca, J., Marín-Martínez, F., & Chacón-Moscoso, S. (2003). Effect-size indices for dichotomized outcomes in meta-analysis. *Psychological methods*, 8(4), 448.
- Sandberg, J. (2012). Mega-interest on Microcredit: Are Lenders Exploiting the Poor?. *Journal of Applied Philosophy*, 29(3), 169-185.
- Schicks, J. (2010). Microfinance Over-indebtedness: Understanding Its Drivers and Challenging the Common Myths. Working Papers CEB/Universite Libre de Bruxelles 10-048.
- Schuler, S. R., & Hashemi, S. M. (1994). Credit programs, women's empowerment, and contraceptive use in rural Bangladesh. *Studies in family planning*, 65-76.
- Schuler, S. R., Hashemi, S. M., Riley, A. P., & Akhter, S. (1996). Credit programs, patriarchy and men's violence against women in rural Bangladesh. *Social science & medicine*, 43(12), 1729-1742.
- Setboonsarng, S., & Parpiev, Z. (2008). *Microfinance and the millennium development goals in Pakistan: impact assessment using propensity score matching* (No. 104). ADB Institute Discussion Papers.
- Sharif, N. R. (2004). Microcredit programs and women's decision-making status: further evidence from Bangladesh. *Canadian Journal of Development Studies/Revue canadienne d'études du développement*, 25(3), 465-480.
- Shea, B. J., Grimshaw, J. M., Wells, G. A., Boers, M., Andersson, N., Hamel, C., Porter, A. C., Tugwell, P., Moher, D., & Bouter, L. M. (2007). Development of AMSTAR: a measurement tool to assess the methodological quality of systematic reviews. *BMC Med Res Methodology*, 15(7),10. PMID: 17302989.
- Shea, B. J., Reeves, B. C., Wells, G., Thuku, M., Hamel, C., Moran, J., Moher, D., Tugwell, P., Welch, V., Kristjansson, E., & Henry, D. A. (2017). AMSTAR 2: a critical appraisal tool for systematic reviews that include randomised or non-randomised studies of healthcare interventions, or both. *BMJ*, 21(358),j4008.
- Sherman, S. G., Srikrishnan, A. K., Rivett, K. A., Liu, S. H., Solomon, S., & Celentano, D. D. (2010). Acceptability of a microenterprise intervention among female sex workers in Chennai, India. *AIDS and Behavior*, 14(3), 649-657.
- Shimamura, Y., & Lastarria-Cornhiel, S. (2010). Credit program participation and child schooling in rural Malawi. *World Development*, 38(4), 567-580.
- Shirazi, N. S., & Khan, A. U. (2009). Role of Pakistan poverty alleviation fund's micro credit in poverty alleviation: A case of Pakistan. *Pakistan Economic and Social Review*, 215-228.
- Slavin, R., & Smith, D. (2009). The relationship between sample sizes and effect sizes in systematic reviews in education. *Educational evaluation and policy analysis*, 31(4), 500-506.

Smith, V., Devane, D., Begley, C. M., & Clarke, M. (2011). Methodology in Conducting a Systematic Review of Systematic Reviews of Healthcare Interventions. *BMC Medical Research Methodology*, 11, 15.

Snilstveit, B., Eyers, J., Bhavsar, A., Gallagher, E., & Stevenson, J. (2014). 3ie database of systematic reviews in international development: search strategy and procedures document. London: International Initiative for Impact Evaluation (3ie). Available at: http://www.3ieimpact.org/media/filer_public/2014/08/29/sr_database_search_protocol_final_august_2014.pdf

Snilstveit, B., Vojtkova, M., & Phillips, D. (2015). Not all 'systematic reviews' are created equal. Evidence Matters March 10, 2015. 3ie, New Delhi.

Sondaal, S.F.V., Browne, J.L., Amoakoh Coleman, M., Borgstein, A., Miltenburg, A. S., Verwijns M., & Klipstein-Grobusch, K. (2015). Assessing The Effect Of Mhealth Interventions In Improving Maternal And Neonatal Care In Low- And Middle-Income Countries: A Systematic Review. *PLoS ONE*, 11(5), e0154664.

Swain, R. B., & Varghese, A. (2009). Does self help group participation lead to asset creation?. *World Development*, 37(10), 1674-1682.

Swendeman, D., Basu, I., Das, S., Jana, S., & Rotheram-Borus, M. J. (2009). Empowering sex workers in India to reduce vulnerability to HIV and sexually transmitted diseases. *Social science & medicine*, 69(8), 1157-1166.

Suri, T., & Jack, W. (2016). The long-run poverty and gender impacts of mobile money. *Science*, 354(6317), 1288-1292.

Takahashi, K., Higashikata, T., & Tsukada, K. (2010). The Short-Term Poverty Impact of Small-Scale, Collateral-Free Microcredit in Indonesia: A Matching Estimator Approach. *The Developing Economies*, 48(1), 128-155.

Tarozzi, A., Desai, J., & Johnson, K. (2015). The impacts of microcredit: Evidence from Ethiopia. *American Economic Journal: Applied Economics*, 7(1), 54-89.

The Campbell Collaboration, 2014. Campbell systematic reviews: policies and guidelines Campbell Policies and Guidelines Series No. 1. Retrieved from https://www.campbellcollaboration.org/media/k2/attachments/Campbell_Policies_and_Guidelines.pdf,

UNSGSA, 2017. Financial Inclusion: Transforming Lives. UNSGSA (United Nations Secretary-General's Special Advocate for Inclusive Finance for Development) Annual Report 2017.

Waddington, H., Snilstveit, B., Hombrados, J., Vojtkova, M., Phillips, D., Davies, P., & White, H. (2014). Farmer Field Schools for Improving Farming Practices and Farmer Outcomes: A Systematic Review. Campbell Systematic Reviews 2014: 6. *Campbell Collaboration*.

Wakoko, F. (2003). *Microfinance and women's empowerment in Uganda: a socioeconomic approach* (Doctoral dissertation, The Ohio State University).

Watterson J., Walsh J., & Madeka I. (2015). Using mHealth to Improve Usage of Antenatal Care, Postnatal Care, and Immunization: A Systematic Review of the Literature, *BioMed Research International*, 1-9.

White A., Thomas D., Ezeanochie N., & Bull S. (2016). Health Worker mHealth Utilization A Systematic Review. *CIN: Computers Informatics Nursing*, 34(5), 206–213.

White, H. (2009). Theory-Based Impact Evaluation: Principles and Practices. Working Paper. New Delhi: International Initiative for Impact Evaluation.

Whitty, C. (2015). What makes an academic paper useful for health policy? *BMC Medicine*, 13,301.

World Bank (2014). *Global Financial Development Report 2014: Financial Inclusion*. Washington, DC: World Bank.

World Bank (2015). *World Development Report 2015: Mind, Society, and Behavior*. Washington DC: World Bank Group.

Zaman, H. (1999). *Assessing the Impact of Micro-credit on Poverty and Vulnerability in Bangladesh*. The World Bank.

Zeller, M., Sharma, M., Ahmed, A. U., & Rashid, S. (2001). *Group-based financial institutions for the rural poor in Bangladesh: An institutional-and household-level analysis* (No. 120).

Studies identified for the review of the graduation and livelihoods programmes:

Reviews

1. Banerjee, A., Duflo, E., Goldberg, N., Karlan, D., Osei, R., Parienté, W., Shapiro, J., Thuysbaert, B., & Udry, C. (2015). A multifaceted program causes lasting progress for the very poor: Evidence from six countries. *Science*, 348(6236), 1260799.
2. Blackmore, I., Lesorogol, C., & Iannotti, L. (2018). Small livestock and aquaculture programming impacts on household livelihood security: a systematic narrative review. *Journal of Development Effectiveness*, 10(2), 197-248.
3. Blundo Canto, G., Bax, V., Quintero, M., Cruz-Garcia, G.S., Groeneveld, R.A. & Perez-Marulanda, L. (2018). The different dimensions of livelihood impacts of Payments for Environmental Services (PES) schemes: A systematic review. *Ecological Economics*, 149, 160-183.
4. Bowler, D., Buyung-Ali, L., Healey, J.R., Jones, J.P., Knight, T. & Pullin, A.S. (2010). The evidence base for community forest management as a mechanism for supplying global environmental benefits and improving local welfare. *CEE review*, 08-011.
5. Cho, Y. & Honorati, M. (2013). *Entrepreneurship programs in developing countries: A meta regression analysis*. Washington, DC: World Bank.

6. Dickson, K. & Bangpan, M. (2012). *Providing access to economic assets for girls and young women in low-and-lower middle-income countries: A systematic review of the evidence*. EPPI-Centre, Social Science Research Unit, University of London.
7. Halder, S.R. & Mosley, P. (2004). Working with the ultra-poor: learning from BRAC experiences. *Journal of International Development*, 16(3), 387-406.
8. Hemming D. J., Chirwa E. W., Dorward A., Ruffhead H. J., Hill R., Osborn J., Langer L., Harman L., Asaoka H., Coffey C. & Phillips D. (2018). Agricultural input subsidies for improving productivity, farm income, consumer welfare and wider growth in low and lower-middle-income countries: a systematic review. *A Campbell Systematic Review* 2018:4.
9. Higgins, D., Balint, T., Liversage, H. & Winters, P. (2018). Investigating the impacts of increased rural land tenure security: A systematic review of the evidence. *Journal of rural studies*, 61, 34-62.
10. J-PAL and IPA Policy Bulletin (2015). Building stable livelihoods for the ultra-poor. Cambridge, MA: Abdul Latif Jameel Poverty Action Lab and Innovations for Poverty Action. Retrieved from <https://www.povertyactionlab.org/sites/default/files/publications/TUP.pdf>
11. Juillard, H., Mohiddin, L., Péchayre, M., Smith, G. & Vince, R. (2016). The Influence of Market Support Interventions on Household Food Security: An evidence synthesis protocol. Retrieved from <http://fic.tufts.edu/assets/rr-market-support-food-security-humanitarian-emergencies-protocol-310716-en.pdf>
12. Liu, Z. & Kontoleon, A. (2018). Meta-Analysis of Livelihood Impacts of Payments for Environmental Services Programmes in Developing Countries. *Ecological Economics*, 149, 48-61.
13. Loevinsohn, M., Sumberg, J., Diagne, A. & Whitfield, S. (2013). Under what circumstances and conditions does adoption of technology result in increased agricultural productivity? A Systematic Review. Retrieved from <https://eppi.ioe.ac.uk/cms/Portals/0/PDF%20reviews%20and%20summaries/Agricultural%20technology%202012Loevinsohn%20protocol.pdf?ver=2012-12-12-104836-213>
14. Stewart, R., Langer, L., Da Silva, N.R., Muchiri, E., Zaranyika, H., Erasmus, Y., Randall, N., Rafferty, S., Korth, M., Madinga, N. & de Wet, T. (2015). The Effects of Training, Innovation and New Technology on African Smallholder Farmers' Wealth and Food Security: A Systematic Review. *Campbell Systematic Reviews*, 11(16).
15. Sulaiman, M. (2016). Making Sustainable Reduction in Extreme Poverty: A Comparative Meta-Analysis of Livelihood, Cash Transfer and Graduation Approaches. Washington, DC: CGAP. Retrieved from https://www.microfinancegateway.org/sites/default/files/publication_files/graduation_livelihood_cct_comparative_.pdf
16. Ton, G., de Grip, K., Klerkx, L.W.A., Rau, M.L., Douma, M., Friis-Hansen, E., Triomphe, B., Waters-Bayer, A. & Wongtschowski, M. (2013). Effectiveness of

innovation grants to smallholder agricultural producers: an explorative systematic review. EPPI-Centre, Social Science Research Unit, Institute of Education, University of London. Retrieved from <http://eppi.ioe.ac.uk/cms/Portals/0/PDF%20reviews%20and%20summaries/Innovation%20grants%202013%20Ton%20report.pdf?ver=2013-06-07-112255-127>

17. Ton, G., Desiere, S., Vellema, W., Weituschat, S. & D'Haese, M. (2017). The effectiveness of contract farming in improving smallholder income and food security in low-and middle-income countries: A mixed-method systematic review. *3ie Systematic Review*, 38, 114.

Impact evaluations

1. Asadullah, M.N. & Ara, J. (2016). Evaluating the long-run impact of an innovative anti-poverty programme: evidence using household panel data. *Applied Economics*, 48(2), 107-120.
2. Bandiera, O., Burgess, R., Das, N., Gulesci, S., Rasul, I. & Sulaiman, M. (2013). Can basic entrepreneurship transform the economic lives of the poor? Retrieved from <http://sticerd.lse.ac.uk/dps/eopp/eopp43.pdf>
3. Bauchet, J., Morduch, J. & Ravi, S. (2015). Failure vs. displacement: Why an innovative anti-poverty program showed no net impact in South India. *Journal of Development Economics*, 116, 1-16.
4. Beit Al Karma Consulting Egypt (2016). Mid-Term Evaluation of UNHCR Graduation Programme in Egypt, Final Report. Retrieved from <https://www.unhcr.org/57a4a6e14.pdf>
5. Devereux S., Roelen K., Sabates R., Stoelinga D. & Dyevre A. (2015). Final Evaluation Report -Concern's Graduation Model Programme in Burundi. IDS, Centre for social protection, laterite, Concern Worldwide.
6. Husain, A.M. ed. (1998). Poverty alleviation and empowerment: the second impact assessment study of BRAC's rural development programme. BRAC, Research and Evaluation Division. Retrieved from http://research.brac.net/publications/ias_2_full.pdf
7. Krishna, A., Poghosyan, M. & Das, N. (2012). How much can asset transfers help the poorest? Evaluating the results of BRAC's ultra-poor programme (2002–2008). *Journal of Development Studies*, 48(2), 254-267.
8. Roy, S., Ara, J., Das, N. & Quisumbing, A.R. (2015). "Flypaper effects" in transfers targeted to women: Evidence from BRAC's "Targeting the Ultra Poor" program in Bangladesh. *Journal of Development Economics*, 117, 1-19.

Sengupta, A. (2012). Trickle up–Ultra Poor Programme. Qualitative Assessment of Sustainability of Programme Outcomes. The Master Card Foundation and BRAC Development Institute. Retrieved from https://www.microfinancegateway.org/sites/default/files/publication_files/trickle-up-up-program-final-qualitative-assessment.pdf

Other publications in the 3ie Systematic Review Series

The following reviews are available at

<http://www.3ieimpact.org/evidence-hub/publications/systematic-reviews>

Agricultural input subsidies for improving productivity, farm income, consumer welfare and wider growth in low- and middle-income countries: a systematic review. 3ie Systematic Review 41. Hemming, DJ, Chirwa, EW, Ruffhead, HJ, Hill, R, Osborn, J, Langer, L, Harman, L, Coffey, C, Dorward, A and Phillips, D, 2018.

Vocational and business training to improve women's labour market outcomes in low- and middle-income countries: a systematic review. 3ie Systematic Review 40. Chinen, M, De Hoop, T, Balarin, M, Alcázar, L, Sennett, J, and Mezarina, J, 2018.

Interventions to improve the labour market for adults living with physical and/or sensory disabilities in low- and middle-income countries: a systematic review. 3ie Systematic Review 39. Tripney, J, Roulstone, A, Vigurs, C, Hoglebe, N, Schmidt, E and Stewart, R, 2017.

The effectiveness of contract farming in improving smallholder income and food security in low- and middle-income countries: a mixed-method systematic review. 3ie Systematic Review 38. Ton, G, Desiere, S, Vellema, W, Weituschat, S and D'Haese, M (2017)

Interventions to improve the labour market outcomes of youth: a systematic review of training, entrepreneurship promotion, employment services and subsidized employment interventions. 3ie Systematic Review 37. Kluve J, Puerto S, Robalino D, Romero JM, Rother F, Stöterau J, Weidenkaff F and Witte M (2017)

Promoting handwashing and sanitation behaviour change in low- and middle-income countries: a mixed-method systematic review. 3ie Systematic Review 36. Buck, ED, Remoortel, HV, Hannes, K, Govender, T, Naidoo, S, Avau, B, Veegaete, AV, Musekiwa, A, Lutje, V, Cargo, M, Mosler, HJ, Vandekerckhove, P and Young T (2017)

Incorporating the life cycle approach into WASH policies and programmes: A systematic review. 3ie Systematic Review 35. Annamalai, TR, Narayanan, S, Devkar, G, Kumar, VS, Devaraj, R, Ayyangar, A and Mahalingam, A (2017)

Effects of certification schemes for agricultural production on socio-economic outcomes in low- and middle-income countries: a systematic review 34. Oya, C, Schaefer, F, Skalidou, D, McCosker, C and Langer, L (2017)

Short-term WASH interventions in emergency response: a systematic review. 3ie Systematic Review 33. Yates, T, Allen, J, Joseph, ML and Lantagne, D (2017)

Community monitoring interventions to curb corruption and increase access and quality of service delivery in low- and middle-income countries. 3ie Systematic Review 32. Molina E, Carella L, Pacheco A, Cruces, G and Gasparini, L (2016)

Effects and mechanisms of market-based reforms on access to electricity in developing countries: a systematic review. 3ie Systematic Review 31. Bensch, G, Sievert, M, Langbein, J, Kneppel, N (2016)

Youth gang violence and preventative measures in low- and middle-income countries: a systematic review (Part II), *3ie Systematic Review* 30. Higginson, A, Benier, K, Shenderovich, Y, Bedford, L, Mazerolle, L, Murray, J (2016)

Youth gang membership and violence in low- and middle-income countries: a systematic review (Part I), *3ie Systematic Review* 29. Higginson, A, Benier, K, Shenderovich, Y, Bedford, L, Mazerolle, L, Murray, J (2016)

Cash-based approaches in humanitarian emergencies: a systematic review, *3ie Systematic Review Report* 28. Doocy, S and Tappis, H (2016)

Factors affecting uptake of voluntary and community-based health insurance schemes in low-and middle-income countries: a systematic review, *3ie Systematic Review* 27. Panda, P, Dror, IH, Koehlmoos, TP, Hossain, SAS, John, D, Khan, JAM and Dror, DM (2016)

Parental, community and familial support interventions to improve children's literacy in developing countries: a systematic review, *3ie Systematic Review* 26. Spier, E, Britto, P, Pigott, T, Roehlkapartain, E, McCarthy, M, Kidron, Y, Song, M, Scales, P, Wagner, D, Lane, J and Glover, J (2016)

Business support for small and medium enterprises in low- and middle-income countries: a systematic review, *3ie Systematic Review* 25. Piza, C, Cravo, T, Taylor, L, Gonzalez, L, Musse, I, Furtado, I, Sierra, AC and Abdelnour, S (2016)

Interventions for improving learning outcomes and access to education in low- and middle- income countries: a systematic review, *3ie Systematic Review* 24. Snilstveit, B, Stevenson, J, Phillips, D, Vojtkova, M, Gallagher, E, Schmidt, T, Jobse, H, Geelen, M, Pastorello, M, and Eyers, J (2015)

Economic self-help group programmes for improving women's empowerment: a systematic review, *3ie Systematic Review* 23. Brody, C, De Hoop, T, Vojtkova, M, Warnock, R, Dunbar, M, Murthy, P and Dworkin, SL (2016)

The identification and measurement of health-related spillovers in impact evaluations: a systematic review, *3ie Systematic Review* 22. Benjamin-Chung, J, Abedin, J, Berger, D, Clark, A, Falcao, L, Jimenez, V, Konagaya, E, Tran, D, Arnold, B, Hubbard, A, Luby, S, Miguel, E and Colford, J (2015)

The effects of school-based decision-making on educational outcomes in low- and middle-income countries: a systematic review, *3ie Systematic Review Report* 21. Carr-Hill, R, Rolleston, C, Pherali, T and Schendel, R, with Peart, E, and Jones, E (2015)

Policing interventions for targeting interpersonal violence in developing countries: a systematic review, *3ie Systematic Review* 20. Higginson, A, Mazerolle, L, Sydes, M, Davis, J, and Mengersen, K (2015)

The effects of training, innovation and new technology on African smallholder farmers' wealth and food security: a systematic review, *3ie Systematic Review* 19. Stewart, R, Langer, L, Rebelo Da Silva N, Muchiri, E, Zaranyika, H, Erasmus, Y, Randall, N, Rafferty, S, Korth, M, Madinga, N and de Wet, T (2015)

Community based rehabilitation for people with disabilities in low- and middle-income countries: a systematic review, 3ie Systematic Review 18. Lemmi, V, Gibson, L, Blanchet, K, Kumar, KS, Rath, S, Hartley, S, Murthy, GVS, Patel, V, Weber, J and Kuper H (2015)

Payment for environmental services for reducing deforestation and poverty in low- and middle-income countries: a systematic review, 3ie Systematic Review 17. Samii, C, Lisiecki, M, Kulkarni, P, Paler, L and Chavis, L (2015)

Decentralised forest management for reducing deforestation and poverty in low- and middle- income countries: a systematic review, 3ie Systematic Review 16. Samii, C, Lisiecki, M, Kulkarni, P, Paler, L and Chavis, L (2015)

Supplementary feeding for improving the health of disadvantaged infants and young children: a systematic and realist review, 3ie Systematic Review 15. Kristjansson, E, Francis, D, Liberato, S, Greenhalgh, T, Welch, V, Jandu, MB, Batal, M, Rader, T, Noonan, E, Janzen, L, Shea, B, Wells, GA and Petticrew, M (2015)

The impact of land property rights interventions on investment and agricultural productivity in developing countries: a systematic review, 3ie Systematic Review Report 14. Lawry, S, Samii, C, Hall, R, Leopold, A, Hornby, D and Mtero, F, 2014.

Slum upgrading strategies and their effects on health and socio-economic outcomes: a systematic review, 3ie Systematic Review 13. Turley, R, Saith, R., Bhan, N, Rehfuess, E, and Carter, B (2013)

Services for street-connected children and young people in low- and middle-income countries: a thematic synthesis, 3ie Systematic Review 12. Coren, E, Hossain, R, Ramsbotham, K, Martin, AJ and Pardo, JP (2014)

Why targeting matters: examining the relationship between selection, participation and outcomes in farmer field school programmes, 3ie Systematic Review 11. Phillips, D, Waddington, H and White, H (2015)

The impact of export processing zones on employment, wages and labour conditions in developing countries, 3ie Systematic Review 10. Cirera, X and Lakshman, R (2014)

Interventions to reduce the prevalence of female genital mutilation/cutting in African countries, 3ie Systematic Review 9. Berg, RC and Denison, E (2013)

Behaviour change interventions to prevent HIV among women living in low and middle income countries, 3ie Systematic Review 8. McCoy, S, Kangwende, RA and Padian, NS (2009)

The impact of daycare programs on child health, nutrition and development in developing countries, 3ie Systematic Review 7. Leroy, JL, Gadsden, P and Guijarro, M (2011)

Willingness to pay for cleaner water in less developed countries: Systematic review of experimental evidence, 3ie Systematic Review 6. Null, C, Hombrados, JG, Kremer, M, Meeks, R, Miguel, E and Zwane, AP (2012)

Community-based intervention packages for reducing maternal morbidity and mortality and improving neonatal outcomes, 3ie Systematic Review 5. Lassi, ZS, Haider, BA and Langou, GD (2011)

The effects of microcredit on women's control over household spending: a systematic review, *3ie Systematic Review 4.* Vaessen, J, Rivas, A, Duvendack, M, Jones, RP, Leeuw, F, van Gils, G, Lukach, R, Holvoet, N, Bastiaensen, J, Hombrados, JG and Waddington, H, (2013).

Interventions in developing nations for improving primary and secondary school enrolment of children: a systematic review, 3ie Systematic Review 3. Petrosino, A, Morgan, C, Fronius, T, Tanner-Smith, E, and Boruch, R, 2016.

Interventions to promote social cohesion in Sub-Saharan Africa, 3ie Systematic Review 2. King, E, Samii, C and Snilstveit, B (2010)

Water, sanitation and hygiene interventions to combat childhood diarrhoea in developing countries, 3ie Systematic Review 1. Waddington, H, Snilstveit, B, White, H and Fewtrell, L (2009)

International Initiative for Impact Evaluation
London International Development Centre
20 Bloomsbury Square
London WC1A 2NS
United Kingdom

3ieuk@3ieimpact.org
Tel: +44 207 958 8351/8350



www.3ieimpact.org